

EXECUTIVE OFFICE

Delineations

COUNCILL
CONTRACT



The Rulman

Balance opulence and rigor with the Rulman Executive Desk from Councill Contract. The luxury of Mahogany elevates the style and sophistication of today's modern office.

603-9242
92"w x 42"d x 30"h

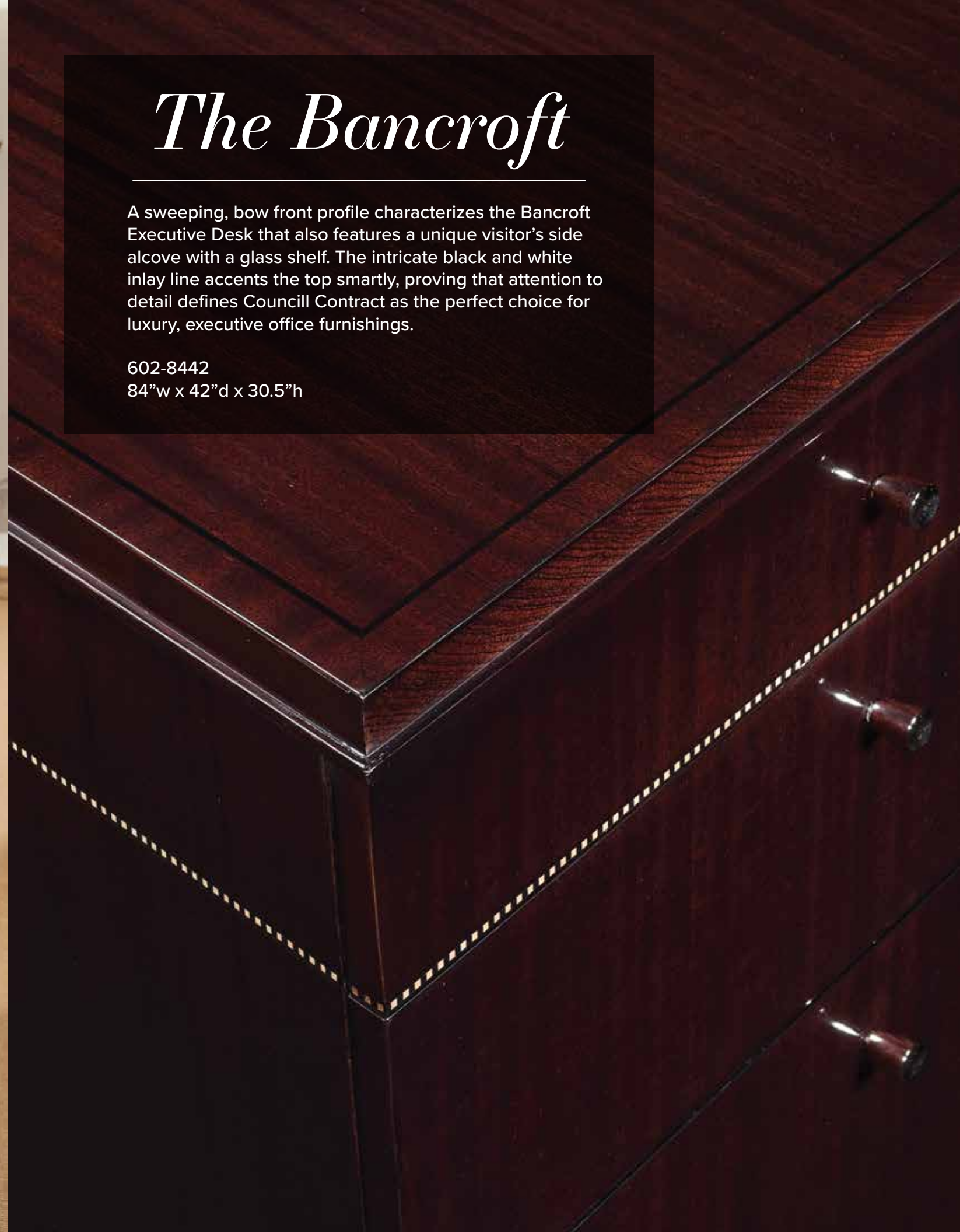




The Bancroft

A sweeping, bow front profile characterizes the Bancroft Executive Desk that also features a unique visitor's side alcove with a glass shelf. The intricate black and white inlay line accents the top smartly, proving that attention to detail defines Councill Contract as the perfect choice for luxury, executive office furnishings.

602-8442
84"w x 42"d x 30.5"h





Exquisite Veneers

A quality desk starts with quality materials and veneer. Our veneers are hand selected by our artisans in Grand Rapids, Michigan.

Surgically Precise Inlays

No detail is too small on a Council Contract desk. Precise inlays give a stunning contrast to a desk to achieve a superior product.



Always Bench Made

Since 1973, Council has taken great pride in bench made processes that are still used to this day. All of our drawers are fitted by hand and assembled by our expert team of craftsmen and women.





The Hugo

The Hugo offers a sleek alternative to the classic table desk. The serpentine shape of the top curves along the entire width on both the front and back. The bottom of the apron is punctuated with the black and white checkerboard inlay, a signature detail for Delineations. Ribbon Mahogany veneer is balanced with an inset leather top (optional).



681-7236L
72"w x 36"d x 30.5"h

CREDENZAS + DECKS



93.5”w x 20”d x 80”h

CREDENZA
631-31-37-31

Two 30-inch, two drawer/one file unit on both ends. Flip down keyboard drawer (center).

DECK
641-11-34-34-11

Two top/bottom door deck units on both ends.
Two overhead door deck units (center).



90”w x 20”d x 30.5”h

CREDENZA
631-31-34-31

Two 30-inch two-drawer, file units on each end and one door/drawer unit (center).



93.5”w x 20”d x 80”h

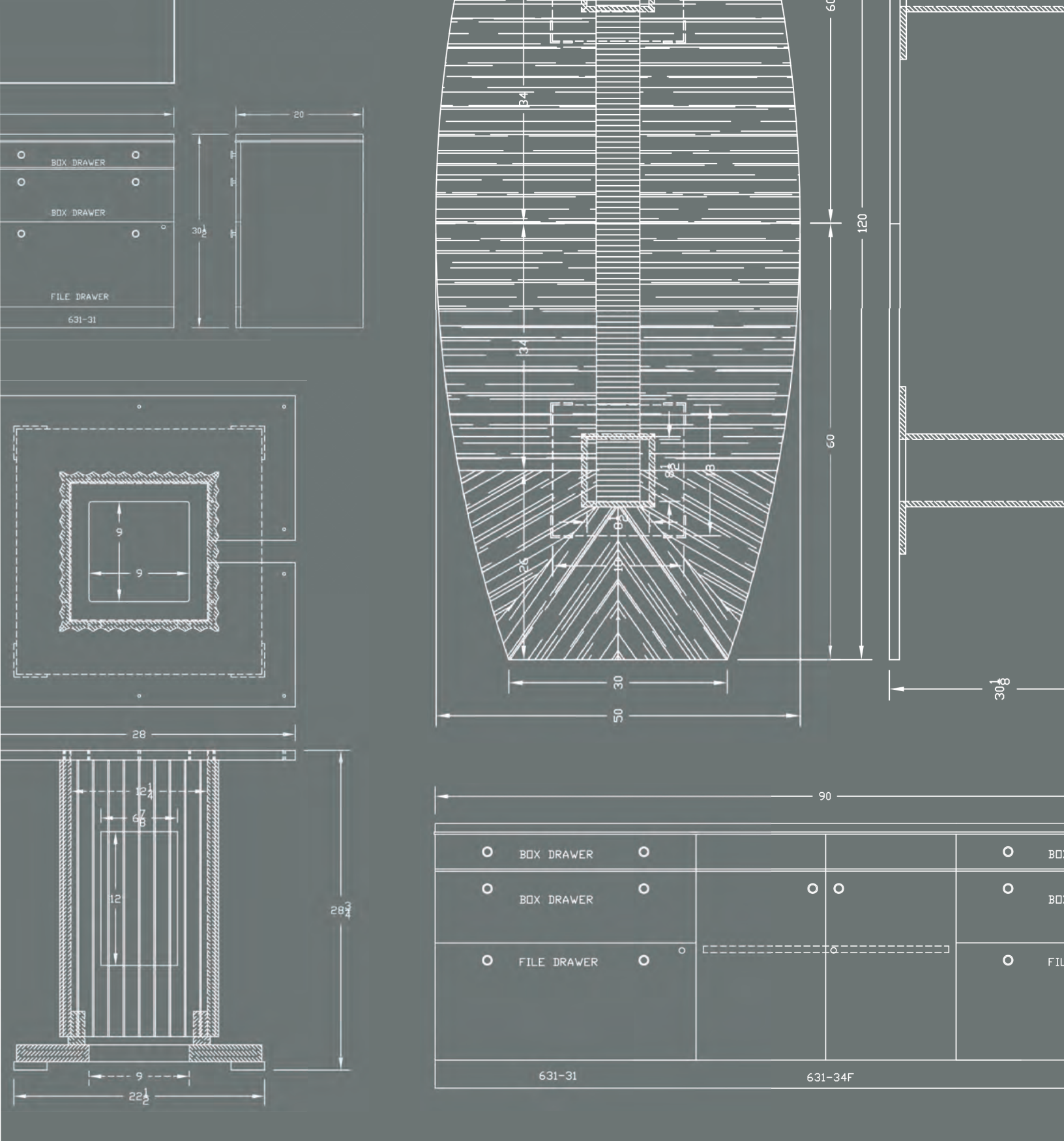
CREDENZA
631-31-34F-31

Two 30-inch, two-drawer file units on each end and one door/drawer unit (center).

DECK
641-31-31-31

Three top/bottom door deck units spanning across length of credenza.





EXECUTIVE CONFERENCE ROOM

Delineations

COUNCILL

CONTRACT



CONFERENCE TABLES

Veneer Styles



A VENEER
CENTER RECTANGLE - MACASSAR EBONY
FIELD - RIBBON STRIPE MAHOGANY



B VENEER
CENTERFIELD - RIBBON STRIPE MAHOGANY
BORDER - RIBBON STRIPE MAHOGANY



C VENEER
FIELD - RIBBON STRIPE MAHOGANY

Top Shapes




PRODUCT #691
SHOWN WITH A VENEER



PRODUCT #692
SHOWN WITH A VENEER



PRODUCT #693
SHOWN WITH C VENEER



PRODUCT #694
SHOWN WITH C VENEER

Pedestals



690-01 Reeded Pedestal
18.5W 18.5D

690-01L Reeded Pedestal, over 60" top
22.5W 22.5D



690-01W Reeded Pedestal with Door Access
18.5W 18.5D

690-01WL Reeded Pedestal over 60" top, with Door Access
22.5W 22.5D



690-02 Pedestal
18.5W 18.5D

690-02L Pedestal, Larger tops
22.5W 22.5D



690-02W Pedestal with Door Access
18.5W 18.5D

690-02WL Pedestal over 60" top, with Door Access
22.5W 22.5D


Oval



TOP
6922-16850A

PEDESTALS
690-01

168”w x 50”d x 30”h



TOP
6921-0965A

PEDESTALS
690-01

96”w x 50”d x 30”h



Boat Shaped



TOP
6931-09650C

PEDESTALS
690-02

96”w x 50”d x 30”h



Rectangular

TOP
6941-09650C

PEDESTALS
690-02

96”w x 50”d x 30”h



CONFERENCE TABLES

Round

TOP
6911-4200A

REEDED PEDESTAL
690-01

21”w x 21”d x 30”h



Edge Detail



A signature detail of Delineations is the black and white checkerboard inlay. The table tops are 1.375” thick and are accented with this inlay on the bottom edge.



CREDENZAS + DECKS



93.5”w x 20”d x 80”h

CREDENZA
631-31-37-31

Two 30-inch, two drawer/one file unit on both ends. Flip down keyboard drawer (center).

DECK
641-11-34-34-11

Two top/bottom door deck units on both ends.
Two overhead door deck units (center).



90”w x 20”d x 30.5”h

CREDENZA
631-31-34-31

Two 30-inch two-drawer, file units on each end and one door/drawer unit (center).



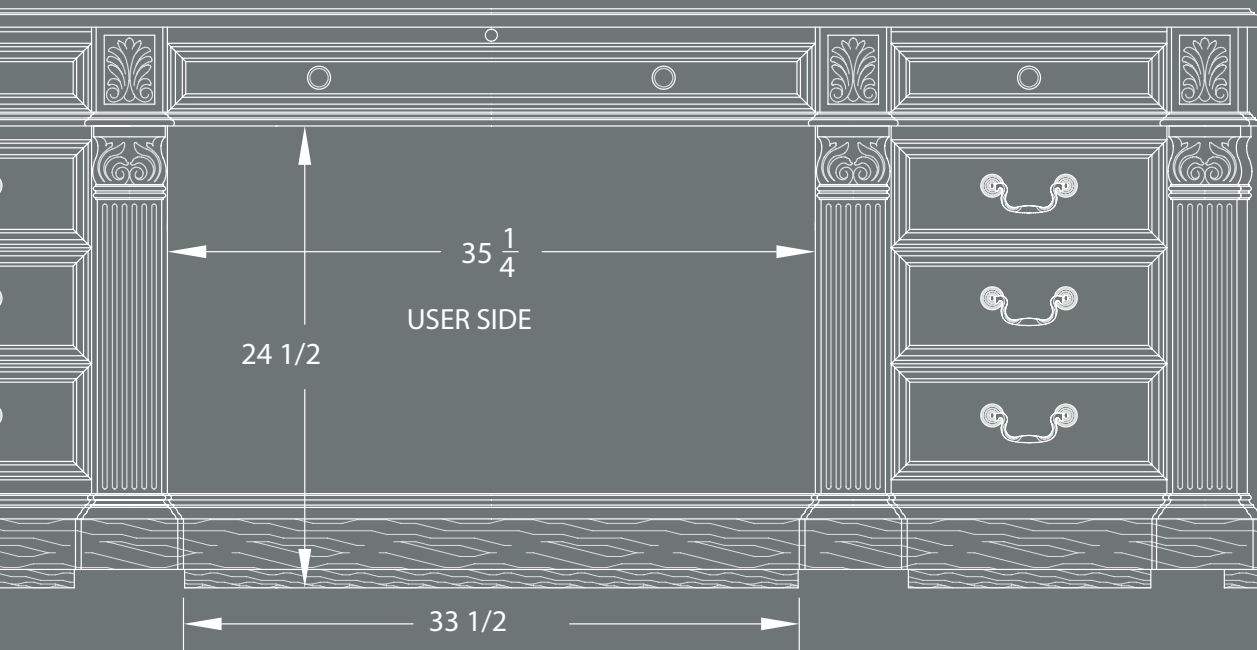
93.5”w x 20”d x 80”h

CREDENZA
631-31-34F-31

Two 30-inch, two-drawer file units on each end and one door/drawer unit (center).

DECK
641-31-31-31

Three top/bottom door deck units spanning across length of credenza.



EXECUTIVE OFFICE

Wall Street & Broad Street Collection

COUNCILL
CONTRACT



90A-8442
84"w x 42"d x 30.5"h

The Ambassador

The complexity of design and execution of the Ambassador Desk is evident in the twelve vertical, fluted columns adorned with carved, acanthus leaves. Swirl Mahogany field with a fiery, Ribbon Stripe Mahogany border is separated by black and Tulipwood inlay lines. The plinth base anchors this superior example of Grand Rapids craftsmanship giving it gravitas and superiority.



90M-3672
72"w x 36"d x 30"h

George III

The George III desk is the perfect example of English classicism. The Mahogany double pedestal desk is defined by fine cathedral Mahogany and Ribbon Stripe Mahogany veneers in a three section top separated by Satinwood and black

inlay lines. The reeded, quarter columns at the corners bring added definition to the importance of the design. Each drawer is framed in bead molding reflecting Council's attention to all details.



The Chippendale

An elegant table desk simplifies work life. The Chippendale features exceptional cathedral Mahogany and Ribbon Stripe Mahogany separated by a Satinwood inlay line. Marlborough legs with a chamfered edge on the inside characterize the strength of the design. Pierced brackets accent each corner. Also available with leather panels as shown.



98-6032L
60"w x 32"d x 30"h

The Washington



90-3572L
72"w x 36"d x 30.5"h

The Washington Desk is a balance between rigor and refinement. It offers more storage than a traditional table desk, but allows for more livable luxury in a workspace. The top has a reeded edge and the posts are accented with rosettes.

The legs are turned and fluted and terminate in brass ferrules. The border is Ribbon Stripe Mahogany with a Mahogany field. Also available with a three-section leather top (as shown) and gold tooling.

The Federal



98A-7236L
72"w x 36"d x 30"h

Councill Contract's stately table desk is designed in the Federal style with decorative inlay on the tapered legs and corners of the apron. Accented by a reeded edge, the top has a Ribbon Stripe Mahogany border and

a Mahogany center field separated by white, black and Tulipwood inlays. Also available with a leather inset top (shown here) rimmed in gold tooling to reflect refinement.





CREDENZAS



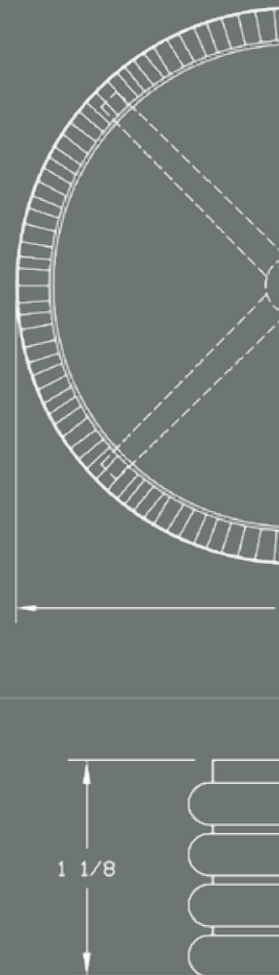
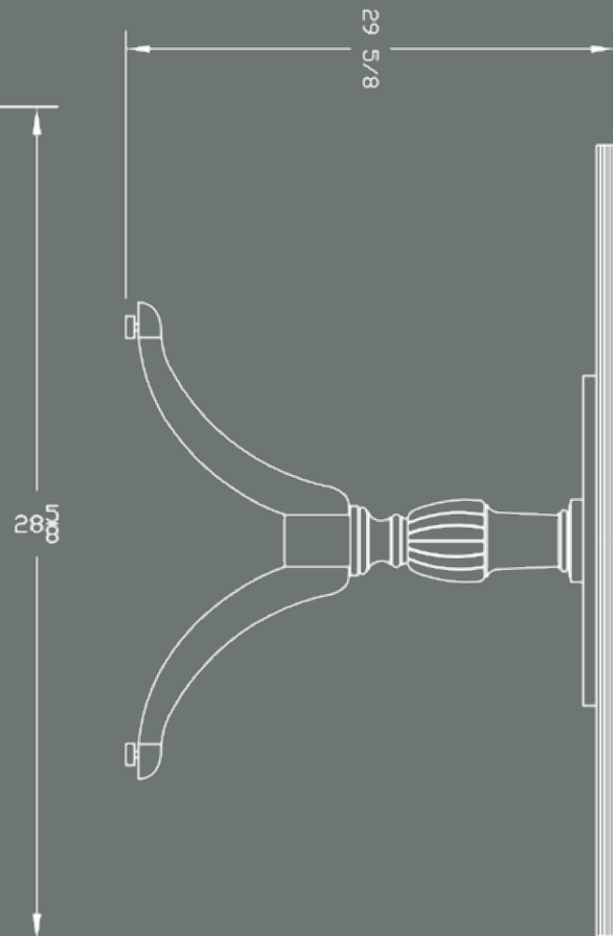
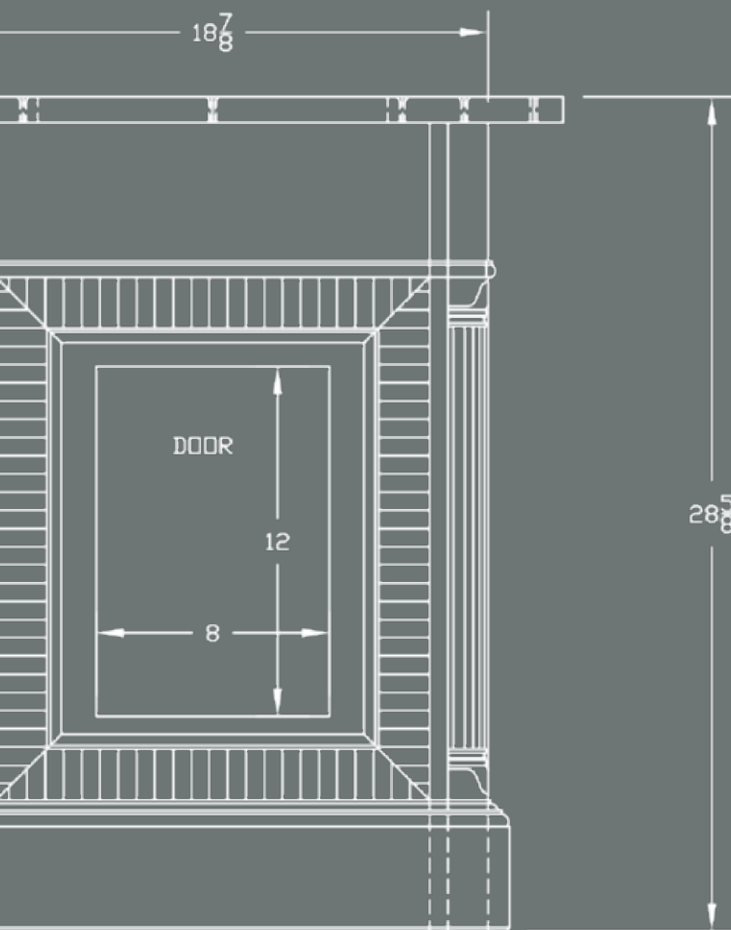
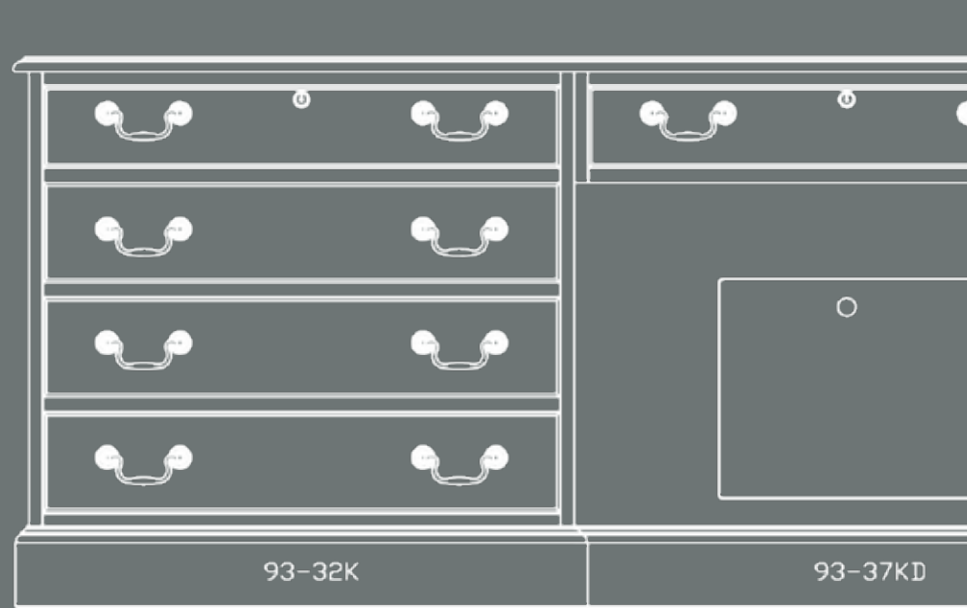
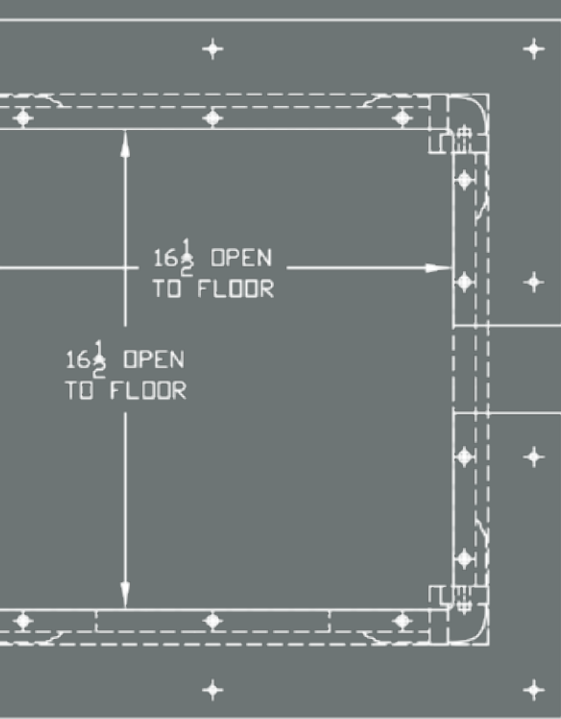
CREDENZA
93M-32K-32K

64"w x 24"d x 30"h



CREDENZA
93M-32K-36KD-32K

94"w x 24"d x 30"h



EXECUTIVE CONFERENCE ROOM
Wall Street & Broad Street Collection

COUNCILL
CONTRACT



CONFERENCE TABLES

Pedestals

FEDERAL



F1
28.5"W x 28.5"D



F2
35"W x 35"D



F3
43"W x 24.5"D

HEPPLEWHITE



H1
28.5"W x 28.5"D



H2
35"W x 35"D



H3
43"W x 23.5"D

SHERATON



S1
32"W x 32"D



S2
38"W x 38"D



S3
40"W x 23"D

Pedestals



P1
Pedestal Panel
31"W



P2
Pedestal Panel
37"W



P4
Square Pedestal
19.5"W x 19.5"D



P4W
Square Pedestal
With Access Door
19.5"W x 19.5"D




PM4
Raised Panel, Square
Pedestal
20.5"W x 20.5"D




PM4W
Raised Panel, Square
Pedestal With Access Door
20.5"W x 20.5"D


Veneer Styles



A VENEER
Cathedral Mahogany with Ribbon-Stripe
Mahogany border and Satin Wood inlay



B VENEER
Cathedral Mahogany with Ribbon-Stripe
Mahogany border.



C VENEER
Cathedral Mahogany, no border.



D VENEER
Cathedral Mahogany with Satinwood inlay, Rosewood
inner border and Satinwood edge border.

Top Shapes



CT0 Round



CT1 Rectangular with Rounded Corners



CT2 Rectangular with Square Corners



CT3 Rectangular with Rounded Ends




CT4 Boat shape with Square Corners



CT5 Boat shape with Rounded Ends



CT6 Boat shape with Rounded Ends



CT7 Square

Edge Shapes



SE
Straight Edge



SEME
Straight Edge With
Molded Apron



BE
Bullnose Edge



BEME
Bullnose Edge With Molded
Apron



E2
Transitional Edge



E2ME
Transitional Edge
With Molded Apron



RE
Reeded Edge



REME
Reeded Edge With
Molded Apron

Round Variations



TOP - CT01-03600A-SE
PEDESTAL - F1

18”w x 18”d x 30”h

Round 36” diameter, A veneer
selection with Straight Edge



TOP - CT01-05400A-RE
PEDESTAL - F2

27”w x 27”d x 30”h

Round 54” diameter, A veneer
selection, Reeded Edge



TOP - CT01-05400D-RE
PEDESTAL - S1

27”w x 27”d x 30”h

Round 54” diameter, D veneer
selection, Reeded Edge



Rectangle Variations



TOP - CT11-09650A SE EDGE
PEDESTALS - F1

96”w x 50”d x 30”h

CT1 shape (Rectangular with Rounded Corners), One-piece top, 96W x 50D, A Veneer selection (Cathedral Mahogany with Ribbon-Stripe Mahogany border and Satinwood inlay), straight edge.



TOP - CT21-07242C BEME EDGE
PEDESTALS - P1

72”w x 42”d x 30”h

CT2 top (Rectangular with Square Corners), One-piece top, 72W x 42D, C Veneer selection (Cathedral Mahogany) Bullnose Edge with Molded apron.



TOP - CT11-07242A BEME Edge
PEDESTALS - F2

72”w x 42”d x 30”h

CT1 shape (Rectangular with Rounded Corners), One-piece top, 72W x 42D, A Veneer selection (Cathedral Mahogany with Ribbon-Stripe Mahogany border and Satinwood inlay), bullnose edge with molded apron.



TOP - CT22-12050A E2ME Edge
PEDESTALS - F2

120”w x 50”d x 30”h

CT2 shape (Rectangular with square corners), Two-piece top, 120W x 50D, A Veneer selection (Cathedral Mahogany with Ribbon-Stripe Mahogany border and Satinwood inlay), transitional edge with molded apron.



CREDENZAS + DECKS



CREDENZA
93M-34K-37KD-34K

94"w x 24"d x 30"h



CREDENZA
93M-32K-32K

64"w x 24"d x 30"h



CREDENZA
93M-32K-32K

DECK
94M-31-31

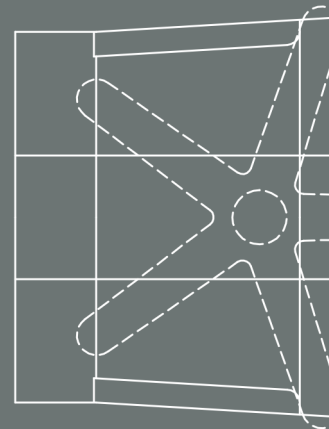
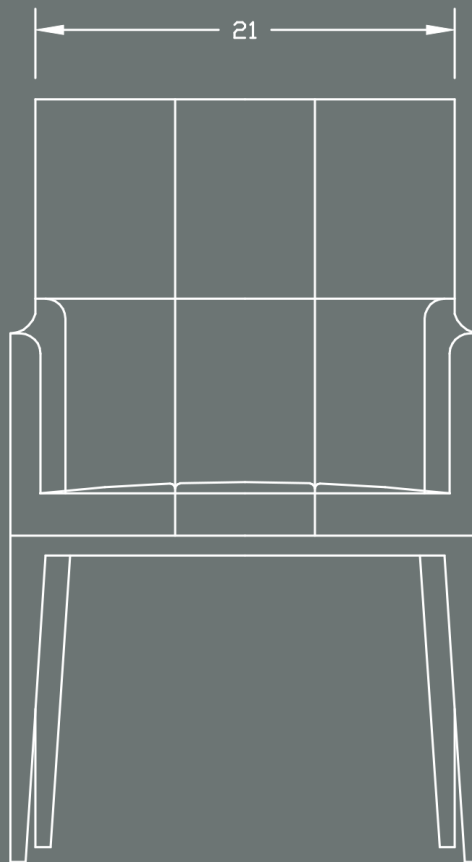
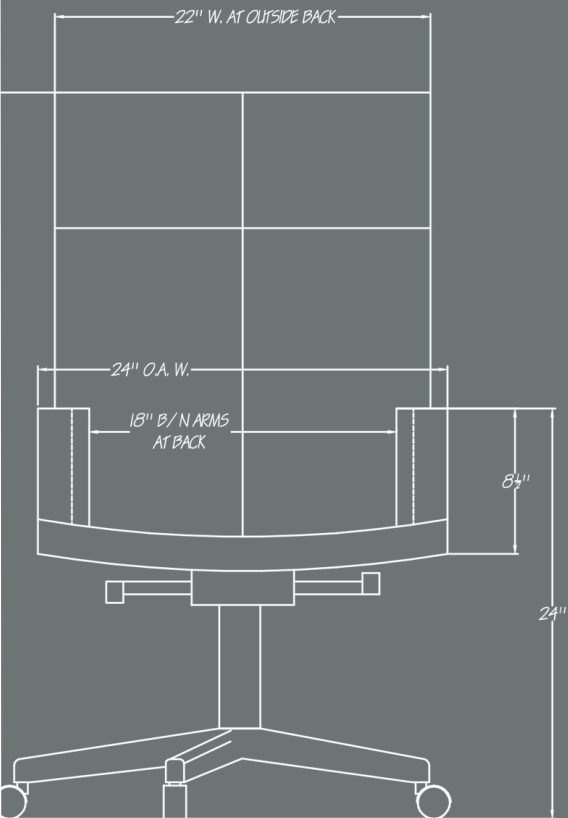
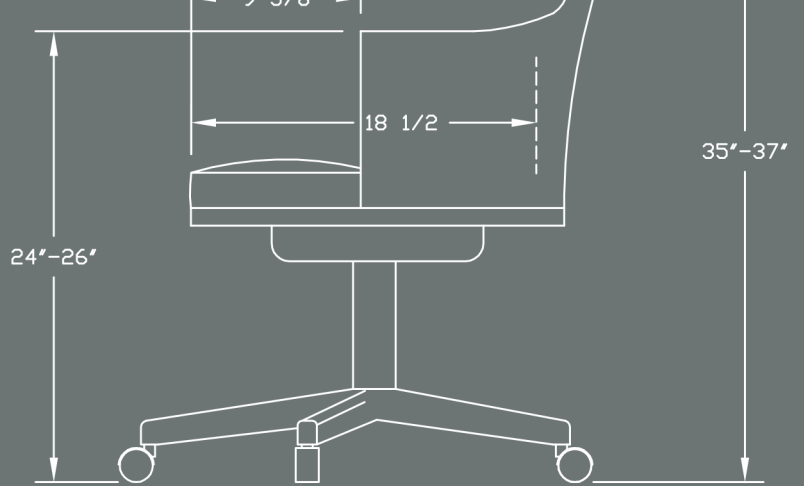
64"w x 24"d x 81.5"h



CREDENZA
93M-32K-36KD-32K

DECK
94M-11-33-33-11

94"w x 24"d x 81.5"h



EXECUTIVE SEATING

COUNCILL
CONTRACT

The Halifax



4005
25"w x 26"d x 35"h
AH: 26", SW: 23", SD: 19", SH: 19.5"



The Halifax chair brings refinement to the office with its barrel back and exposed Mahogany rail. The tapered legs terminate in a classic spade foot. The chair is also available with a swivel base.



Swivel/Tilt Chair
4006
25"w x 26"d x 33"h
AH: 25", SW: 23", SD: 19", SH: 18.5"



New Hanover



Only the finest seating is suitable for use with a Councill Contract desk. Mahogany arm stumps and a reeded, Mahogany base complement any of Councill Contract's executive desks. The Hanover is available with or without tufting and also as a pull-up chair without the swivel base.

4024-2
25.5"w x 27"d x 39.5"h AH: 27", SW: 22", SD: 19.5", SH: 20"



Blaise Task Chair

The Blaise Task Chair offers comfort and utility for our executive desks. Double stitched panels accent the seat and back of the Blaise chair which is available with a swivel base or with exposed Mahogany tapered legs.

6900
25"w x 26"d x 36"h
AH: 25.25", SW: 19.5", SD: 18.5", SH: 19"



The Joyce

Executive seating from Councill Contract is designed to compliment the unsurpassed level of craftsmanship that defines our executive desks. The Joyce chair with an extended seat height, double rows of stitching on leather panels and tilt swivel options captures all of the best in luxury seating.

6905
26.25"w x 25.25"d x 42"h AH: 25", SW: 19.5", SD: 18.75", SH: 19"





Blaise Chair

The Blaise Chair is a perfect design for any office or conference room. The upholstered detail in the double-stitched panels and the solid Mahogany seat rail and legs create a uniform look of elegance.



6901
25.5" w x 27" d x 37.5" h
AH: 26.5", SW: 20", SD: 19.5", SH: 20.25"



The Arrive

The Arrive chair provides superior comfort and functionality with a channel-back, padded seat and back. The chrome arms are upholstered. The tilt/swivel mechanism is adjustable.

6930
24"w x 28"d x 36.5"h
AH: 27.5", SW: 19.5", SD: 19.5", SH: 21.25"

