

COUNCILL

CONTRACT

A Kindel Grand Rapids Brand



COUNCILL CONTRACT

2023 LIST PRICES

4047 Eastern Ave SE, Grand Rapids, MI 49508

(616) 243-3676

kindelgrandrapids.com

customerservice@kindelfurniture.com

Effective January 9, 2023. Supersedes and replaces all previous pricelists.

TABLE OF CONTENTS BY CATEGORY

General Information	Page 5
Finishes	Page 6
Leathers	Page 6
COM Yardage Requirements	Page 8
COM/COL Information Form	Page 7
Fabric/Leather Conversion Estimate	Page 7
Councill Contract Collections	Page 9
Executive Specifications, Hardware Options	Page 8
Desks (Table & Executive)	Page 11
L Stations	Page 21
U Stations	Page 21
Credenzas and Decks	Page 31
Bookcases	Page 46
Executive Chairs	Page 51
Conference Tables	Page 57

TABLE OF CONTENTS BY COLLECTION

Delineations		Broad Street		Wall Street	
Table Desks	11	Executive Desks	15	Table Desks	12
Executive Desks	14	L Stations	23	Executive Desks	18
L and U Stations	21	U Stations	27	L Stations	25
Credenza Components	33	Credenza Components	38	U Stations	28
Deck Components	35	Deck Components	42	Credenza Components	39
Bookcases	46	Overhead Deck Components	44	Deck Components	43
Conference Tables	57	Bookcases	46	Overhead Deck Components	45
				Bookcases	48
				Conference Tables	57

GENERAL INFORMATION

Prices

All prices are net pricing quoted in US dollars (\$US). All prices are F.O.B. factory and shipping costs are additional.

Terms and Conditions of Sale

Terms: 50% deposit with order, 50% balance prior to shipment. Credit terms may be available. Contact our corporate offices for information.

Terms, Custom Orders: 50% due with your order, 50% before shipment. No returns or exchanges will be accepted. Custom quote copy and drawings must be signed and returned to our office before production can begin.

To Place Orders by mail, send to:

Councill Contract
4047 Eastern Ave SE
Grand Rapids, MI 49508

By email: customerservice@kindelfurniture.com
By fax: 616.243.6248. Inquiries, please call 616.243.3676.

Send COM to:

Councill Contract
Attn: Upholstery
4047 Eastern Ave SE
Grand Rapids, MI 49508

Acknowledgement of Your Order

Orders are accepted by issuance of our acknowledgement and are subject to Councill Contract's terms and conditions. All acknowledgements should be checked against the original purchase order to ensure all details are correct as changes after work has begun may result in rework and additional charges.

Changes and Cancellations

All orders are made to order based on individual specifications, finish and fabric selections. Changes to orders in process are subject to the discretion of the factory and may incur additional charges. Restocking fees of 25% will be charged for cancellation and returns during production. Orders specifying Kindel Grand Rapids fabrics will be charged for the fabric in the event of cancellation. Fabric and delivery charges must be paid by customer.

Warranty

Councill Contract has a 1 year limited warranty (from the date of invoice) against defects in workmanship when product is put to customary and reasonable use. The warranty, however, does not cover damage caused by unreasonable or abusive use, failure to provide necessary care, overexposure to sunlight, or by accident, alteration, misuse, tampering or negligence. Councill Contract retains the option to repair or replace any defective items. Wood, leather and fabric are all natural materials and have variations in color and grain. These conditions are not considered a flaw.

SHIPPING POLICIES, INSPECTIONS AND RETURNS

We require you to select a freight carrier of choice for our records. We ship collect, 3rd party or prepaid. All prepaid shipments will be quoted and a 20% surcharge added to the cost of shipping. Approval of a prepaid freight quote is required before shipping. The Councill Contract truck is also available to ship to limited locations on the East Coast and the Midwest. Product is blanket wrapped when shipped on our truck. All other furniture carriers require the furniture to be cartoned. Overseas shipping requires crating and a 7% charge on the invoice total. Call Customer Service for further information about furniture transportation.

All shipments are FOB Grand Rapids, which means the carrier is responsible for the furniture when it is in their possession.

1. It is your responsibility to inspect the furniture and note any damage or shortage on the bill of lading at the time of delivery.
2. The purchaser is responsible for filing a freight claim.
3. No goods are returnable for any reason without authorization from the factory.
4. Please refer to our Return Authorization Policy for more information about factory returns.
5. Local repair charges may be approved with authorization from Customer Service BEFORE repairs are made.
6. Refusing to accept goods from the carrier because of damage or shortage does not relieve you of responsibility for payment of our furniture and for placement of claims in the proper manner.

From time to time minor nicks, scratches, and rubs may occur in the shipping process. While we do our best to insure against such occurrences, it is not possible to prevent them entirely. These are not factory defects.

It is expected that you will correct these minor issues before redelivery to your customer. Our mutual desire is to ensure the furniture is delivered to your customer in the condition that it left our factory. Any minor touch-up required before delivery is your responsibility.

Return Authorization Policy

All returns must be authorized by Councill Contract in advance. Returns will not be accepted without RA documents. All returns must be packed in a manner that protects the furniture during transit. Merchandise damaged in return transit will result in a dealer repair charge.

Freight Damage

By law and by right, freight damage is a matter between you and the shipping carrier. Councill Contract has no liability when a carrier inflicts damage upon product. Councill Contract is pleased to be of service in instances of freight damage and will render all possible assistance.

The procedure for freight damage is as follows:

- A request for Return Authorization must be filed with Councill Contract Customer Service.
- If there is question as to the nature of the damage, the furniture should be inspected by the Councill Contract Representative before action is taken.
- When it is determined that damage is freight related and cannot be repaired locally, the furniture may be returned to Councill Contract where it will be repaired at cost and returned to you.

Factory Defects

When Councill Contract makes an error, it is our desire to rectify the situation as rapidly as possible. However, the following procedures are required in order to resolve factory defects in an efficient manner.

- Please file an inspection report with Councill Contract Customer Service to report the problem immediately.
- Councill Contract Customer Service will help you determine how the furniture will be returned to the factory.
- Please MARK the defective area with masking tape so that we can easily identify the defect. Clearly marking defects increases our repair efficiency and reduces turnaround time.

COUNCILL CONTRACT FINISH INFORMATION

We apply the Councill finishes with many steps by hand. Each of our finishes require multiple steps of layering color and materials depending on the wood and the difficulty of the chosen finish. There will always be color and grain variations between pieces of furniture because of the wood itself varies even within the same tree, and the finish application varies with the artisan and the materials being used.

Rub

The rubbing process is done by hand which is an art, not an exact science. All Contract furniture will be rubbed to a satin sheen on top surfaces. Councill Contract uses a pre catalyzed lacquer on all products. PLEASE NOTE: Vertical surfaces such as drawers, ends, or legs will be a lower sheen than top surfaces.

Matching Existing Councill Pieces

If you are ordering a new piece to match an older piece of Councill furniture or a discontinued finish, you will need to send a sample for finish match. Age and the variations with hand applied finishes will create differences in color and shading. If you require an exact finish match to a Councill sample, please send it with your order to be used as a finish guide.

Finish Options

Please specify one of these finishes for your Councill Contract order.

Executive Finishes

C10
C20
C25
C30
C50
C60
C80
C90

Councill residential wood finishes are available for a 10% upcharge. Please refer to Councill residential price list or website for finish options. Custom finishes are available for an additional cost. Contact Customer Service for pricing.

LEATHERS

Erie-Grade 72

CL100	Ebony
CL101	Snow
CL102	Stucco
CL103	Latte
CL104	Cappuccino
CL105	Maple
CL107	Khaki
CL108	Mesquite
CL109	Cocoa

CL110	Cattail
CL111	Glove
CL112	Gunmetal
CL113	Blueberry
CL114	Seal
CL117	Picholine
CL118	Holly

Superbly priced for a leather of its quality, Erie is prized for its durability and versatility. The hides are first aniline-dyed in the drum, then finished with extraordinarily resistant yet silky-smooth, semi-aniline topcoat. Devoid of harsh chemicals or artificial texture, Erie has a large, clean cutting area and a soft, supple hand. This leather is well-suited for high-traffic areas and public spaces. Additional colors are available upon request.

Mackinac-Grade 120

GL100	Black Pearl
GL101	Topaz
GL102	Bourbon
GL103	Calico
GL104	Bordeaux
GL105	Kiwi
GL106	Jewel

Mackinac is better suited for desktop use. Mackinac is not just another antique leather - it is a full-grain aniline with a smooth, high-sheen, multi-hued antique finish. Produced from a combination of chromium and vegetable tannage, Mackinac captures the look, feel and character of genuine antique leather, yet has all the benefits of cutting-edge technology. Subtle levels of varied colors are applied by hand and finished with a breathable protective polish, making Mackinac the perfect leather for formal and traditional settings.

Technical and Performance Specifications for Erie and Mackinac

Raw Material:	European Hides
Hide Size:	50'-55' Sq. Ft
Flame:	Passes NFPA 260 and CAL TB 117-2013
Thickness:	1.0-1.2 mm
Weight:	2.5-3.0 oz

FABRIC/LEATHER CONVERSION ESTIMATE

Leather/Fabric Square Footage

Leather is a natural product; therefore, the number of square feet per hide will vary. Orders will be entered at square footage required, and hides will be selected to the nearest hide or half hide to meet square footage requirements.

You may use the following formula to estimate leather requirements:

1 yard of 54" fabric = 18 sq. ft. of leather

CUSTOMER'S OWN MATERIAL/LEATHER (COM and COL)

The COM/COL Information Form must be included with your fabric/leather shipment to us. See Page 8.

COL - Leather furnished will be priced at COM, plus 10%.

Shipping Address

Ship COM/COL to:
Councill Contract
4047 Eastern Ave SE
Grand Rapids, MI 49508.

Fabric Backing

Knit backing for loosely woven fabrics is recommended to help prevent raveling when fabric is cut and sewn, and to help prevent seam slippage which may develop from use. Backing for these fabrics must be done prior to shipping to Council Contract. The additional charge for knit backing is the responsibility of the purchaser.

Styles Upholstered in Two or More Fabrics

When using two or more fabrics on any style, Council requires a diagram showing where each fabric is to be applied. Please send this diagram with your order. A combination charge of \$197 will be added per pattern.

Excess COM/COL

Excess COM can be returned with your order. Request must be made before shipment. We cannot guarantee return of excess COM after the furniture ships. Shipment of excess COM to an alternate address will require shipping and handling fees. Please contact your customer service agent for cost.

COM Application and Seaming

To avoid delays and errors, COM application instructions should be on the original purchase order and on the COM/COL Information Form page 8.

Application information should include:

1. Face side of fabric – Factory will use the side of the fabric rolled inside unless otherwise advised.
2. Fabric to be applied “rightway” or “railroaded” – All COM will be applied in a vertical manner unless otherwise instructed, including stripes and textures.
3. Specific motifs to center on seats, seat cushions, backs and back pillows.

Seaming information: When a single seat cushion, back pillow or frame is wider than the available fabric width when the pattern is centered, the fabric will be seamed. In side-by-side and half-drop layouts, some “T” cushions will also be seamed. If particular seam placement is desired, it MUST be stated on your original order. Railroaded fabrics can avoid most seams.

COM YARDAGE REQUIREMENTS

COM yardage requirements for all upholstery is provided in the price list and based on 54” (147 cm) width plain fabrics. Yardage requirements for narrower width or fabrics with repeats can be figured by using the chart below.

- For patterns of one repeating motif centered on the width of the fabric, use the percentage extra for 36” (91cm)
- All plaids require 25% above book yardage
- Special instructions on fabric placement must be sent to us in writing and included with the fabric.
- Please advise if stripes are to be applied vertically or horizontally.
- Furnished fabrics will be applied “right away” unless specified on the order.
- Photos of existing chairs are required when we must match fabric placement to chairs upholstered prior.

Fabric Width	Plain to 6" Request					
	RR*	RW*	6"(15cm) - 13" (33cm)	14" (36cm) - 19" (48cm)	20" (51cm) - 26" (66cm)	Over 27" (69cm)
54" (137 cm)	Price List Yardage		10%	15%	20%	30%
50" (127cm)	5%	10%	20%	30%	35%	40%
45" (114cm) - 48" (121cm)	20%	25%	30%	35%	40%	45%
36" (91cm)	55%	60%	70%	80%	90%	95%

*RR=Railroad *RW= Right way (as woven)

EXECUTIVE SPECIFICATIONS

File Drawers

File drawers operate on heavy-duty, full-extension metal Accuride slides using three-part progressive suspensions with ball bearings and nylon rollers.

Locks

Desks and credenzas are keyed randomly unless otherwise specified. Locks are standard on all credenzas.

Upper Deck Units

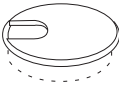
Upper deck units are assembled in the factory and shipped as one piece. They are fitted with metal back plates for mounting on credenzas.

Note: Items that are up to 94"/239cm are shipped as one piece. If greater than 94"/239cm, contact customer service for movement verification.

Grommet Options

\$ 143

- Grommet A-1


- Specify location

Brass


3" outside Dia

2 1/2" inside Dia

* Not for use on vertical surfaces

\$ 236

- Grommet B-2


- Specify location

Brass

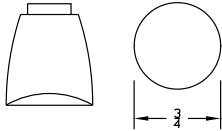
3 1/2 x 2" outside

3" x 1 1/2" inside

* For use on vertical and horizontal surfaces

HARDWARE OPTIONS

Delineation Series - Please specify the hardware finish for all patterns in the Delineations series.

- 

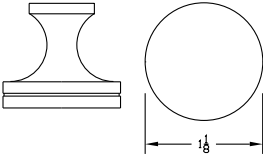
B1

D1

N1

Antique Brass

Antique Bronze

Polished Nickel
- 

S1

B2

D2

N2

S2

Satin Nickel

Antique Brass

Antique Bronze

Polished Nickel

Satin Nickel

Wall Street Collection, Broad Street Collection

Hardware for the Wall Street Collection and Broad Street Collection is standard in bright brass. Alternative finishes for hardware may be available, please inquire.

ABOUT COUNCILL CONTRACT

The inherent beauty of fine furniture lives forever. At Councill Contract, we are dedicated to the art and craft of fine American furniture making. Councill Contract is now produced by the passionate artisans of Kindel Grand Rapids in Grand Rapids, Michigan. Timeless design fused with time-honored tradition and the highest quality materials come together to create classic executive office furnishings for the ultimate luxury enthusiast.

Our Executive Office Collections

Councill Contract presents three broad style categories for desks, credenzas, decks, bookcases, and conference tables. These collections offer a range for offices to build on the hierarchy necessary in a corporate setting. Multiple configurations are possible and Councill Contract is built on a model of bench assembly allowing for customization of all dimensions, functions, and wood species. If you seek alternate sizes or configurations, please call customer service.

Wall Street Collection

The Wall Street Collection was developed in 1980 by request for office furniture from Wall Street investment bankers. Fred Councill, the founder and owner, responded immediately by purchasing a second factory in Denton, NC which began producing high end Mahogany desks, credenzas and conference tables. The Wall Street Collection of executive office furniture is traditional and stately. It is accented with craftsmanship details including reeded columns, leather tops, solid brass hardware, and select figured, Mahogany veneers that are precisely matched across all doors and drawers.

Conference tables are available in multiple shapes with various veneer and edging options. Pedestal options include Federal, Hepplewhite and Sheraton styles as well as enclosed rectangular versions to accommodate wire management.

Broad Street Collection

The Broad Street series was developed from Wall Street to create the same sense of luxury but with less complexity of detail. Broad Street eliminates the reeded columns on all corners to yield a less formal look, thereby establishing a hierarchy from the Wall Street. In addition, the Broad Street desk design includes an applied molding to the end panels and the visitor's side. Credenza, L Station and U Station components are designed to coordinate with Broad Street desks. Reeded columns are eliminated.

Delineations

Delineations was designed by John Black for the modern executive style. An emphasis on exotic veneers, clean lines and bold design works well for today's luxury offices. The various desks, credenzas and decks feature exotic and striking Ribbon Stripe Mahogany Veneer accented with a black and white checkerboard inlay. Conference tables are designed with Ribbon Stripe Mahogany veneer tops accompanied by a variety of pedestals designed to accommodate wire management. The hardware options for Delineations include three different finishes in Brass, Bronze, and Nickel both polished and satin.

COM/COL INFORMATION FORM

Please copy and complete this form and include it with your purchase order or your COM/COL.

Send COM/COL to:

Councill Contract
Attn: Upholstery
4047 Eastern Ave SE
Grand Rapids, MI 49508

Also, return a completed copy of this form with your Councill purchase order.

Dealer's name: _____

Dealer's address: _____

Dealer's PO Number: _____

Tag/Designer Name: _____

Frame # and name: _____

Quantity ordered: _____

Fabric source: _____

Fabric number/name: _____

Fabric color: _____

Fabric description (i.e. damask, stripe): _____


Number of yards being sent: _____

Please do not assume that fabric application is obvious. Attach a sample of your fabric in the space provided, paying careful attention to the top of the pattern and the face side of the fabric. Also, please provide application instructions in the space provided (at right). If no special application instructions are provided, Councill reserves the right to determine the application of the fabric.

If material is being sent from a source other than the purchaser, that source should insure that the information requested on this form is provided.

Proper identification of COM is imperative. If we are unable to identify a COM, the order cannot be processed.

Up ↑



Attach fabric sample here

Face Side out (away from paper)

Apply fabric: Railroad Rightway

☐☐

Special application instructions (i.e., specific motifs to center on cushions):

Councill inspects fabrics for mill imperfections, however, we cannot be responsible for defects, color or dye lot variations, or other flaws in fabrics and accept no responsibility for a fabric's overall appearance, flammability, normal durability or colorfastness.

Delineations

Table Desks

#681-7236 Hugo Table Desk

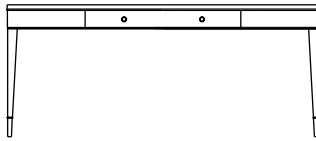
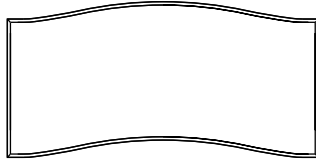
Wood Top

\$14,183

#681-7236L Hugo Table Desk

Leather Top

\$15,169



Description: Center drawer with pencil tray

Dimensions: 72W 36D 30¹/₂H
183W 91D 77H (cm)

Shipping Wt: 210 lbs / cubic ft: 56

Wood Species: Mahogany

#681-8442 Hugo Table Desk

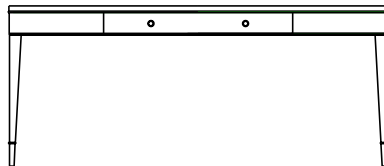
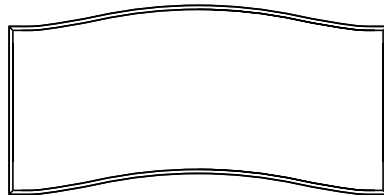
Wood Top

\$15,980

#681-8442L Hugo Table Desk

Leather Top

\$17,026



Description: Center drawer with pencil tray

Dimensions: 84W 42D 30¹/₂H
213W 107D 77H (cm)

Shipping Wt: 250 lbs / cubic ft: 72

Wood Species: Mahogany

#2004-047ME Sydney Writing Desk

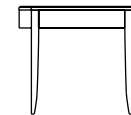
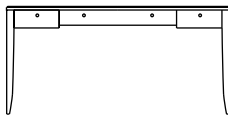
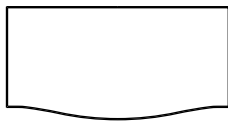
Macassar Ebony/Wood Top

\$10,821

#2004-047MEL Sydney Writing Desk

Macassar Ebony/Leather Top

\$11,656



Description: Serpentine shape in Macassar Ebony Veneer.

Dimensions: 62W 31D 30H
157W 79D 76H (cm)

Shipping Wt: 160 lbs / cubic ft: 33

Wood Species: Macassar Ebony Veneer

Wall Street Collection

Table Desks

#98-6032 Chippendale Office Desk

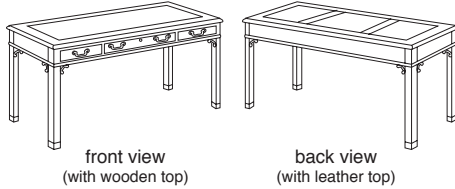
\$9,280

Wood Top

#98-6032L Chippendale Office Desk

\$10,634

Leather Top



Description: Three drawers (locking center drawer with pencil tray)

Dimensions: 60W 32D 30H
152W 81D 76H (cm)

Shipping Wt: 165 lbs / cubic ft: 41

Wood Species: Figured Swirly Mahogany Centerfield, inlaid 3-Line Satinwood Stripe, Mottled Mahogany Border

#98-7236 Chippendale Office Desk

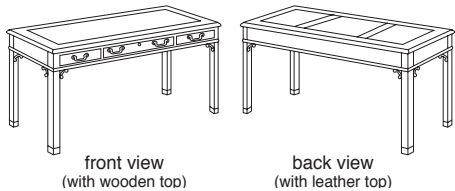
\$11,583

Wood Top

#98-7236L Chippendale Office Desk

\$13,192

Leather Top



Dimensions: 72W 36D 30H
183W 91D 76H (cm)

Shipping Wt: 210 lbs / cubic ft: 55

Wood Species: Figured Swirly Mahogany Centerfield, Inlaid 3-Line Satinwood Stripe, Mottled Mahogany Border

#98-7242 Adams Table Desk

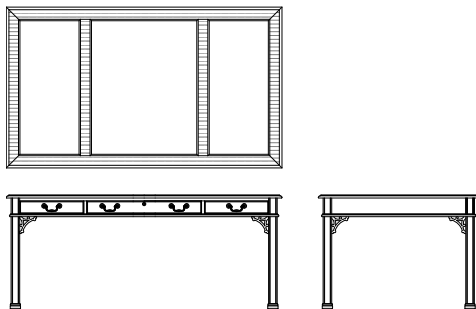
\$10,737

Wood Top

#98-7242L Adams Table Desk

\$12,610

Leather Top



Description: Three drawers on each side; center locking drawer and pencil tray

Dimensions: 72W 42D 30H
183W 107D 76H (cm)

Shipping Wt: 200 lbs / cubic ft: 69

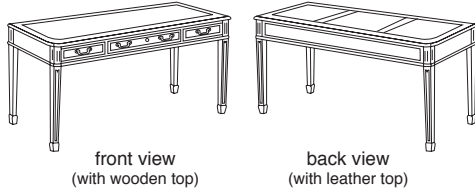
Wood Species: Figured Swirly Mahogany Centerfield, Inlaid 3-Line Satinwood Stripe, Mottled Mahogany Border

#98A-7236 Federal Table Desk**\$11,583**

Wood Top

#98A-7236L Federal Table Desk**\$13,192**

Leather Top



Description: Three drawers (locking center drawer with pencil tray); reeded top edge; bookend- and line-inlaid legs

Dimensions: 72W 36D 30H
183W 91D 76H (cm)

Shipping Wt: 210 lbs

Cubic Feet: 55

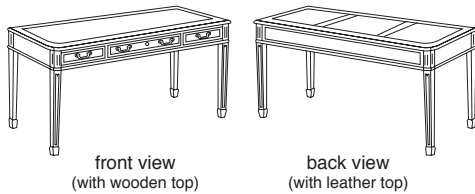
Wood Species: Ribbon Stripe Mahogany

#98A-8442 Federal Table Desk - Partner's Desk \$15,252

Wood Top

#98A-8442L Federal Table Desk - Partner's Desk \$17,375

Leather Top



Description: Three drawers (locking center drawer with pencil tray); reeded top edge; bookend- and line-inlaid legs

Dimensions: 84W 42D 30H
213W 107D 76H (cm)

Shipping Wt: 250 lbs

Cubic Feet: 72

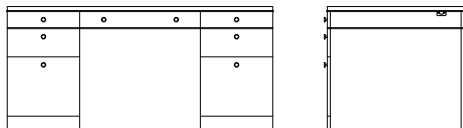
Wood Species: Figured Swirly Mahogany

Delineations

Executive Desks

#600-6634 Young Executive Desk

\$15,644



Description: Seven drawers (four box drawers, two letter/legal file drawers, center drawer with pencil tray); leveling glides; under top wiring grommets on each end of desk

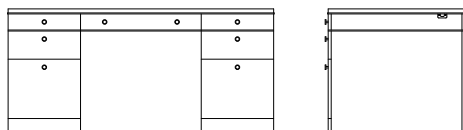
Dimensions: 66W 34D 30¹/₂H
168W 86D 77H (cm)
Knee Space: 30W / 76 (cm)

Shipping Wt: 420 lbs / cubic ft: 50

Wood Species: Ribbon Stripe Mahogany; Black & White Inlay

#600-7236 Young Executive Desk

\$16,322



Description: Seven drawers (four box drawers, two letter/legal file drawers, center drawer with pencil tray); leveling glides; under top wiring grommets on each end of desk

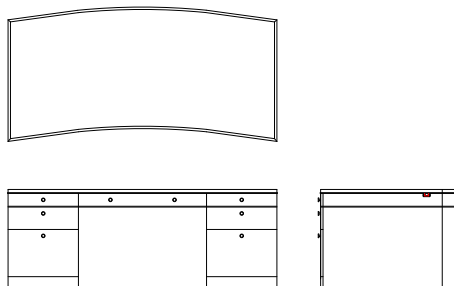
Dimensions: 72W 36D 30¹/₂H
183W 91D 77H (cm)
Knee Space: 36W / 91 (cm)

Shipping Wt: 490 lbs / cubic ft: 55

Wood Species: Ribbon Stripe Mahogany; Black & White Inlay

#602-8442 Bancroft Executive Desk

\$29,495



Description: Seven drawers (four box drawers, two letter/legal file drawers, center drawer with pencil tray); leveling glides; under top wiring grommets on each end of desk; adjustable glass shelf in visitor side alcove

Dimensions: 84W 42D 30¹/₂H
213W 107D 77H (cm)
Knee Space: 40W / 102 (cm)

Shipping Wt: 500 lbs / cubic ft: 75

Wood Species: Ribbon Stripe Mahogany; Black & White Inlay

#603-9242 Rulman Executive Desk

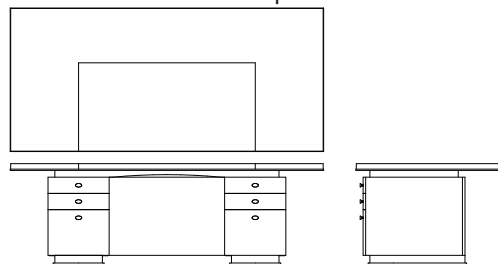
\$19,145

Wood Top

#603-9242L Rulman Executive Desk

\$20,493

Leather Top



Description: Two box drawers, one file drawer each pedestal. Metal base in bronze or nickel.

Dimensions: 92W 42D 30H
234W 107D 76H (cm)
Knee Space: 34W / 86 (cm)

Shipping Wt: 500 lbs / cubic ft: 85

Wood Species: Ribbon Stripe Mahogany

Broad Street Collection

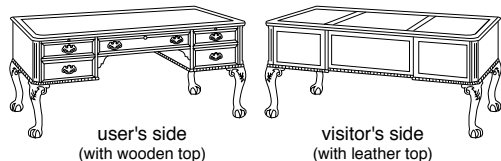
Executive Desks

#90-3472 The Collector's Desk \$18,944

Wood Top

#90-3472L The Collector's Desk \$20,948

Leather Top



Description: Four drawers (two box drawers with adjustable dividers, one letter/legal file drawer, center drawer with pencil tray); two pullout writing slides; dictation slide on visitor's side; central locking system

Dimensions: 72W 34D 31H
183W 86D 79H (cm)

Knee Space: 31W 24H
79W 61H (cm)

Shipping Wt: 350 lbs / cubic ft: 55

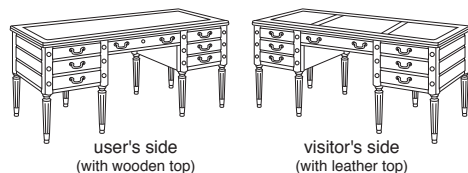
Wood Species: Figured Swirly Mahogany Centerfield,
Inlaid 5-Line Satinwood
Stripe, Mottled Mahogany Border

#90-3572 Washington Desk \$16,184

Wood Top

#90-3572L Washington Desk \$18,653

Leather Top



Description: Reeded top edge; four drawers (two box drawers with adjustable dividers, one letter/legal file drawer, center drawer with pencil tray); writing slide in the top box drawer; central locking system; matching front and back profiles

Dimensions: 72W 36D 30¹/₂H
183W 91D 77H (cm)

Knee Space: 29W 24¹/₂H
74W 62H (cm)

Shipping Wt: 350 lbs / cubic ft: 55

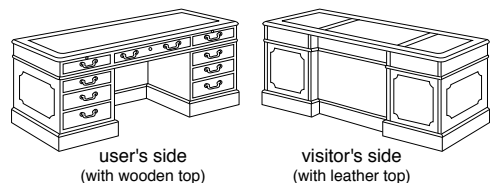
Wood Species: Figured Swirly Mahogany Centerfield,
Mottled Mahogany Border

#90-6060 Executive Desk \$16,303

Wood Top

#90-6060L Executive Desk \$17,519

Leather Top



Description: Seven drawers (four box drawers with adjustable dividers, two letter/legal file drawers, center drawer with pencil tray); two pull-out writing slides; dictation slide on visitor's side; central locking system; modesty panel; applied molding on end panels and visitor's side; leveling glides; left and right wiring grommets mounted immediately under top

Dimensions: 60W 32D 30H
152W 81D 76H (cm)

Knee Space: 28W 24H
71W 61H (cm)

Shipping Wt: 370 lbs / cubic ft: 41

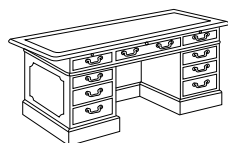
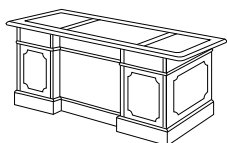
Wood Species: Figured Swirly Mahogany Centerfield,
Inlaid 5-Line Satinwood
Stripe, Mottled Mahogany Border

#90-6072 Conference Desk \$17,519

Wood Top

#90-6072L Conference Desk \$19,113

Leather Top

user's side
(with wooden top)visitor's side
(with leather top)

Description: Seven drawers (four box drawers with adjustable dividers, two letter/legal file drawers, center drawer with pencil tray); two pull-out writing slides; central locking system; modesty panel; applied molding on end panels and visitor's side; leveling glides; left and right wiring grommets mounted immediately under top

Dimensions: 72W 38D 30H
183W 97D 76H (cm)

Knee Space: 28W 24H
71W 61H (cm)

Shipping Wt: 410 lbs / cubic ft: 48

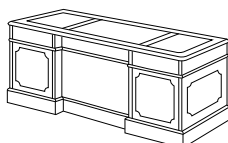
Wood Species: Cathedral Mahogany Centerfield With
Satinwood Inlay, Mottled
Mahogany Border

#90-6666 Executive Desk \$18,754

Wood Top

#90-6666L Executive Desk \$20,328

Leather Top

user's side
(with wooden top)visitor's side
(with leather top)

Description: Seven drawers (four box drawers with adjustable dividers, two letter/legal file drawers, center drawer with pencil tray); two pull-out writing slides; dictation slide on visitor's side; central locking system; modesty panel; applied molding on end panels and visitor's side; leveling glides; left and right wiring grommets mounted immediately under top

Dimensions: 66W 34D 30H
168W 86D 76H (cm)

Knee Space: 30W 24H
76W 61H (cm)

Shipping Wt: 400 lbs / cubic ft: 49


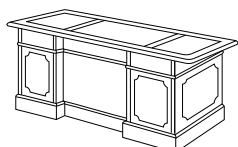
Wood Species: Figured Swirly Mahogany Centerfield,
Inlaid 5-Line Satinwood
Stripe, Mottled Mahogany Border

#90-6678 Conference Desk \$19,869

Wood Top

#90-6678L Conference Desk \$20,077

Leather Top

user's side
(with wooden top)visitor's side
(with leather top)

Description: Seven drawers (four box drawers with adjustable dividers, two letter/legal file drawers, center drawer with pencil tray); two pull-out writing slides; central locking system; modesty panel; applied molding on end panels and visitor's side; leveling glides; left and right wiring grommets mounted immediately under top

Dimensions: 78W 40D 30H
198W 102D 76H (cm)

Knee Space: 30W 24H
76W 61H (cm)

Shipping Wt: 400 lbs / cubic ft: 57

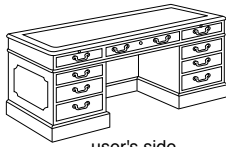
Wood Species: Cathedral Mahogany Centerfield With
Satinwood Inlay, Mottled
Mahogany Border

#90-7272 Executive Desk**\$20,797**

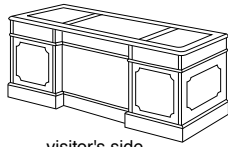
Wood Top

#90-7272L Executive Desk**\$22,772**

Leather Top



user's side
(with wooden top)



visitor's side
(with leather top)

Description: Seven drawers (four box drawers with adjustable dividers, two letter/legal file drawers, center drawer with pencil tray); two pull-out writing slides; dictation slide on visitor's side; central locking system; modesty panel; leveling glides; left and right wiring grommets mounted immediately under top

Dimensions: 72W 36D 30H
183W 91D 76H (cm)

Knee Space: 30W 24H
76W 61H (cm)

Shipping Wt: 430 lbs / cubic ft: 55

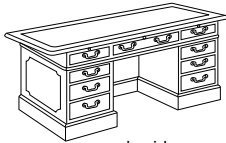
Wood Species: Figured Swirly Mahogany Centerfield,
Inlaid 5-Line Satinwood
Stripe, Mottled Mahogany Border

#90-7284 Conference Desk**\$23,149**

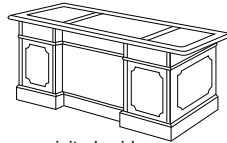
Wood Top

#90-7284L Conference Desk**\$24,670**

Leather Top



user's side
(with wooden top)



visitor's side
(with leather top)

Description: Seven drawers (four box drawers with adjustable dividers, two letter/legal file drawers, center drawer with pencil tray); two pull-out writing slides; central locking system; modesty panel; applied molding on end panels and visitor's side; leveling glides; left and right wiring grommets mounted immediately under top

Dimensions: 84W 42D 30H
213W 107D 76H (cm)

Knee Space: 30W 24H
76W 61H (cm)

Shipping Wt: 490 lbs / cubic ft: 64

Wood Species: Figured Swirly Mahogany Centerfield,
Inlaid 5-Line Satinwood
Stripe, Mottled Mahogany Border

Wall Street Collection

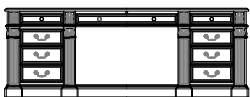
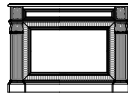
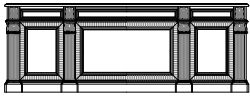
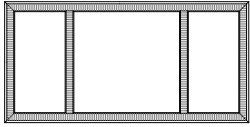
Executive Desks

#90A-8442 Ambassador Desk \$33,371

Wood Top

#90A-8442L Ambassador Desk \$33,371

Leather Top



Description: Seven drawers (four box drawers with adjustable dividers, two letter/legal file drawer, center drawer with pencil tray); two pullout writing slides; central locking system; modesty panel; carved acanthus leaf post with vertical fluting

Dimensions: 84W 42D 30¹/₂H
213W 107D 77H (cm)

Knee Space: 35¹/₂W 24¹/₂H
90W 62H (cm)

Shipping Wt: 550 lbs / cubic ft: 72


Wood Species: Crotch Mahogany

#90M-3672 George III Desk \$22,935

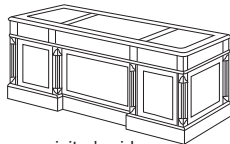
Wood Top

#90M-3672L George III Desk \$24,656

Leather Top



user's side
(with wooden top)



visitor's side
(with leather top)

Description: Seven drawers (four box drawers with adjustable dividers, two letter/legal file drawers, center drawer with pencil tray); two pullout writing slides; dictation slide on visitor's side; central locking system; modesty panel; leveling glides; left and right wiring grommets mounted immediately under top. Pull out writing slide on visitor's side.

Dimensions: 72W 36D 30H
183W 91D 76H (cm)

Knee Space: 31W 24H
79W 61H (cm)

Shipping Wt: 430 lbs / cubic ft: 55

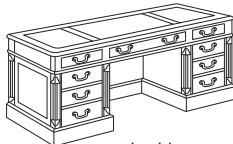
Wood Species: Figured Swirly Mahogany Centerfield,
Inlaid 5-Line Satinwood
Stripe, Mottled Mahogany Border

#90M-6666 George III Desk \$20,680

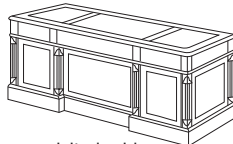
Wood Top

#90M-6666L George III Desk \$22,416

Leather Top



user's side
(with wooden top)



visitor's side
(with leather top)

Description: Seven drawers (four box drawers with adjustable dividers, two letter/legal file drawers, center drawer with pencil tray); two pullout writing slides; dictation slide on visitor's side; central locking system; modesty panel; leveling glides; left and right wiring grommets mounted immediately under top. Pull out writing slide on visitor's side.

Dimensions: 66W 32D 30H
168W 81D 76H (cm)

Knee Space: 28W 24H
71W 61H (cm)

Shipping Wt: 400 lbs / cubic ft: 59

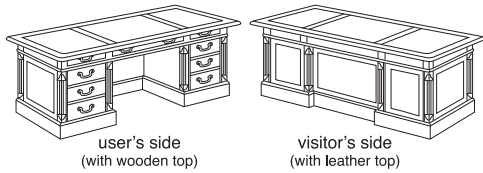
Wood Species: Figured Swirly Mahogany Centerfield,
Inlaid 5-Line Satinwood
Stripe, Mottled Mahogany Border

#90M-6678 Conference Desk
Wood Top

\$21,313

#90M-6678L Conference Desk
Leather Top

\$22,140



Description: Seven drawers (four box drawers with adjustable dividers, two letter/legal file drawers, center drawer with pencil tray); two pull-out writing slides; central locking system; modesty panel; leveling glides; left and right wiring grommets mounted immediately under top

Dimensions: 78W 38D 30H
198W 97D 76H (cm)

Knee Space: 30W 24H
76W 61H (cm)

Shipping Wt: 440 lbs / cubic ft: 57

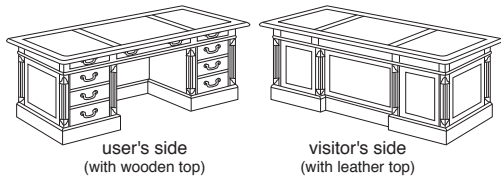
Wood Species: Cathedral Mahogany Centerfield With Satinwood Inlay, Mottled Mahogany Border

#90M-7284 Conference Desk
Wood Top

\$23,150

#90M-7284L Conference Desk
Leather Top

\$24,670



Description: Seven drawers (four box drawers with adjustable dividers, two letter/legal file drawers, center drawer with pencil tray); two pull-out writing slides; central locking system; modesty panel; leveling glides; left and right wiring grommets mounted immediately under top

Dimensions: 84W 42D 30H
213W 107D 76H (cm)

Knee Space: 30W 24H
76W 61H (cm)

Shipping Wt: 490 lbs / cubic ft: 64

Wood Species: Cathedral Mahogany Centerfield With Satinwood Inlay, Mottled Mahogany Border

L & U Stations

U-SHAPED DESK - CREDENZA SHELL COMPONENTS

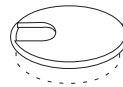
Each item on this page should be ordered (and will be acknowledged) as a separate line item. Council will use the same finish specified for the desk.

When specifying credenza components, please list components left to right facing. Credenzas will be fitted with components in factory, assembled and shipped as one piece. Kneewell opening is NOT available on the end.

L & U STATION OPTIONS

\$ 158

Grommet A-1 - Specify location



Brass

3" outside Dia

2 1/2" inside Dia

\$ 263

Grommet B-2 - Specify location



Brass

3 1/2" x 2" outside

3" x 1 1/2" inside

Ordering Procedure – L-Stations and U-Stations

When placing an order from this Price List for an L-Station or U-Station, please provide the following information:

L-Stations

1. Select desk size, return size and configuration.
2. Choose a finish
3. Select options: order as separate line items and provide all necessary instructions.

L-Station Order Example

Qty :1 91-66E48R, C30.....\$26,958
(1-Broad Street 66" L station with 48" right return, in executive finish C30)

TOTAL: \$26,958

U-Stations

1. Select desk size, bridge size and return configuration.
2. Choose a finish
3. Select options with components: order as separate line items and provide all necessary instructions.

U-Station Order Example

Qty: 1 91M-72E48-72L,\$47,972
(1-Wallstreet 72"U station with 48" Right Return Bridge)

Qty1 91M-22K.....\$6,371
(1-Wallstreet 20" Double File Unit)
C10 Finish

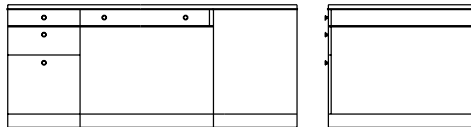
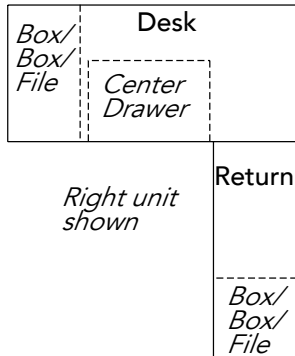
TOTAL: \$54,343

Delineations

L-Stations

#610-7254L L-Station
#610-7254R L-Station

\$28,038 Left Return
\$28,038 Right Return



Desk Description: Four drawers (two box drawers, one letter/legal file drawer, center drawer with pencil tray); fixed utility shelf; leveling glides; under top wiring grommets on each end of desk

Return Description: Three drawers (two box drawers, one letter file drawer); leveling glides; specify hardware finish

Dimensions: Desk
72W 36D 30¹/₂H 183W 91D 77H (cm)
Return
54W 21D 30¹/₂H 137W 53D 77H (cm)

Knee Space: Desk
33¹/₄W 25H 84W 64D (cm)
Return
34W 29¹/₄H 86W 74D (cm)

Shipping Wt: 460 lbs / cubic ft: 78

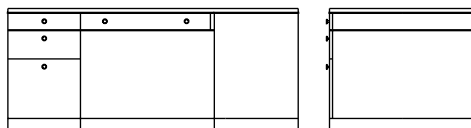
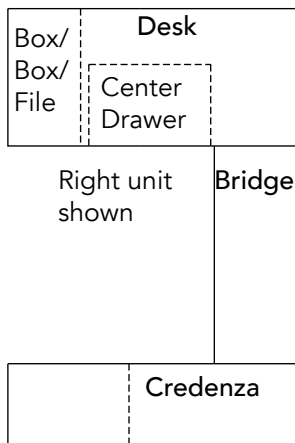
Wood species: Ribbon Stripe Mahogany; Black & White Inlay

Delineations

U-Stations

#610-7254-72L U-Station
#610-7254-72R U-Station

\$33,190 Left Bridge & Credenza
\$33,190 Right Bridge & Credenza



Desk Description: Four drawers (two box drawers, one letter/legal file drawer, center drawer with pencil tray); fixed utility shelf; leveling glides; under top wiring grommets on each end of desk.

Bridge Description: floor length modesty panel

Credenza Shell: No inlay on back panel; specify components on next page

Dimensions: Desk
72W 36D 30¹/₂H 183W 91D 77H (cm)
Bridge
54W 21D 30¹/₂H 137W 53D 77H (cm)

Credenza Shell: 72W 21D 30¹/₂H 183W 53D 77H (cm)

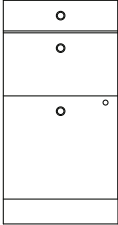
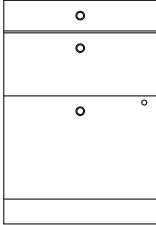

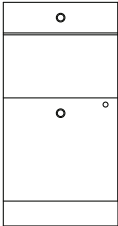
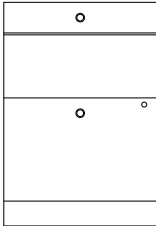
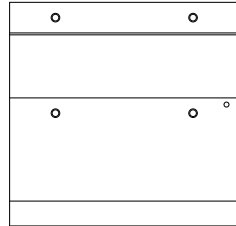


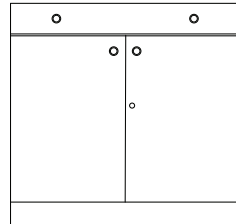


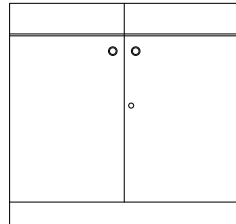
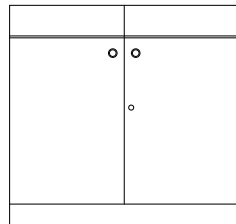
Knee Space: Desk
33¹/₄W 25H 84W 64D (cm)
Bridge
54W 29¹/₄H 137W 74D (cm)

Shipping Wt: 605 lbs / cubic ft: 112

Wood species: Ribbon Stripe Mahogany; Black & White Inlay

Delineations

U-Shaped Desk Credenza Shell Components

DESCRIPTION	15" / 38 cm Wide			20" / 51 cm Wide			30" / 76 cm Wide		
	Item#	Price	Wt	Item#	Price	Wt	Item#	Price	Wt
Two Drawer / One File Unit	611-11	\$6,338	75 lbs	611-21	\$6,543	90 lbs	611-31	\$6,881	120 lbs
Two box drawers; one letter/legal file drawer; one cylinder lock for all drawers; leveling glides; specify hardware, see below									
Double File Unit	611-12	\$6,001	75 lbs	611-22	\$6,172	90 lbs	611-32	\$6,509	120 lbs
Two letter/legal file drawers; one cylinder lock for all drawers; leveling glides; specify hardware, see below									
Drawer / Door Unit	611-14	\$5,630	65 lbs	611-24	\$6,001	80 lbs	611-34	\$6,338	110 lbs
One box drawer; one adjustable shelf behind door; one cylinder lock for doors; leveling glides; specify hardware, see below									
Full Length Door Unit	611-14F	\$5,288	55 lbs	611-24F	\$5,459	65 lbs	611-34F	\$6,626	100 lbs
One adjustable shelf behind door; one cylinder lock for doors; leveling glides; specify hardware, see below									
Full Length Door Unit with Pull-Out Trays							611-34FP	\$11,183	120 lbs
Four trays behind door; one cylinder lock for doors; leveling glides; specify hardware, see below									

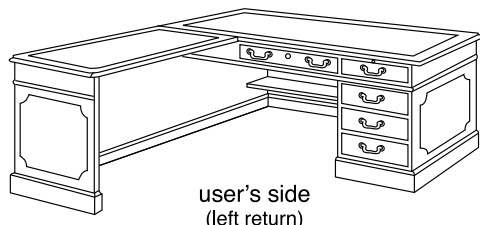
Broad Street Collection

L-Stations

#91-66E48L L-Station
#91-66E48R L-Station

\$26,958
\$26,958

Left Return
Right Return



user's side
(left return)

Description:

Four drawers (two box drawers with adjustable dividers, one letter/legal file drawers, center drawer with pencil tray); pull-out writing slide; dictation slide on visitor's side; central locking system; applied molding on end panels and visitor's side; modesty panel; fixed utility shelf; leveling glides; left and right wiring grommets mounted immediately under top; brass hardware

Return:

Applied molding on back and end panels; leveling glides

Note:

42" returns available, call customer Service for details and pricing

Dimensions:

Desk	66W 32D 30H	168W 81D 76H (cm)
Return	48W 24D 30H	122W 61D 76H (cm)

Knee Space:

Desk	26W 24H	66W 61D (cm)
Return	46W 29 ¹ / ₂ H	117 75D (cm)

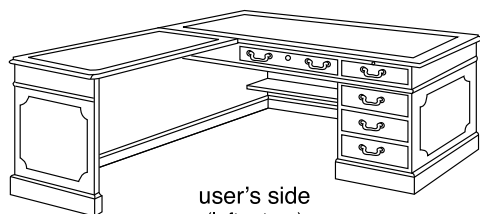
Shipping Wt:

460 lbs / cubic ft: 71

#91-72E48L L-Station
#91-72E48R L-Station

\$30,148
\$30,148

Left Return
Right Return



user's side
(left return)

Dimensions:

Desk	72W 36D 30H	183W 91D 76H (cm)
Return	48W 24D 30H	122W 61D 76H (cm)

Knee Space:

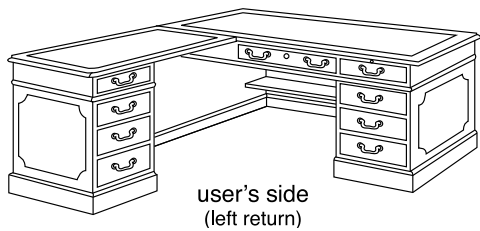
Desk	30W 24H	76W 61D (cm)
Return	46W 29 ¹ / ₂ H	117W 75D (cm)

Shipping Wt:

550 lbs / cubic ft: 71

#91P-66E48L L-Station
 #91P-66E48R L-Station

\$30,821 Left Return
 \$30,821 Right Return



Description: Four drawers (two box drawers with adjustable dividers, one letter/legal file drawers, center drawer with pencil tray); pull-out writing slide; dictation slide on visitor's side; central locking system; applied molding on end panels and visitor's side; modesty panel; fixed utility shelf; leveling glides; left and right wiring grommets mounted immediately under top

Return: Applied molding on back and end panels; leveling glides; pedestal with three drawers (two box drawers, one letter/legal file drawer); one cylinder lock for all drawers

Note: 42" returns available, call customer Service for details and pricing

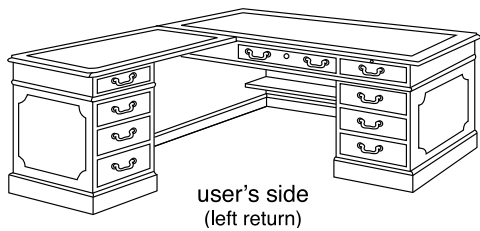
Dimensions: Desk 66W 32D 30H 168W 81D 76H (cm)
 Return 48W 24D 30H 122W 61D 76H (cm)

Knee Space: Desk 26W 24H 66W 61D (cm)
 Return 32W 29½H 81W 75D (cm)

Shipping Wt: 490 lbs / cubic ft: 71

#91P-72E48L L-Station
 #91P-72E48R L-Station

\$33,494 Left Return
 \$33,494 Right Return



Dimensions: Desk 72W 36D 30H 183W 91D 76H (cm)
 Return 48W 24D 30H 122W 61D 76H (cm)

Knee Space: Desk 30W 24H 76W 61D (cm)
 Return 32W 29½H 81W 75D (cm)

Shipping Wt: 580 lbs / cubic ft: 89

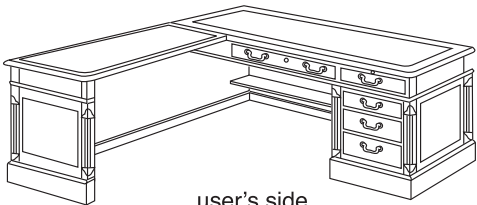
Wall Street Collection

L-Stations

#91M-66E48L L-Station
#91M-66E48R L-Station

\$28,377
\$28,377

Left Return
Right Return



user's side
(left return)

Description
Desk:

Four drawers (two box drawers with adjustable dividers, one letter/legal file drawers, center drawer with pencil tray); pull-out writing slide; dictation slide on visitor's side; central locking system; modesty panel; fixed utility shelf; leveling glides; left and right wiring grommets mounted immediately under top; brass hardware

Return:
Note:

Leveling Glides
42" returns available, call customer Service for details and pricing

Dimensions:

Desk	66W 32D 30H	168W 81D 76H (cm)
Return	48W 24D 30H	122W 61D 76H (cm)

Knee Space:

Desk	26W 24H	66W 61D (cm)
Return	46W 29 ¹ / ₂ H	117 75D (cm)

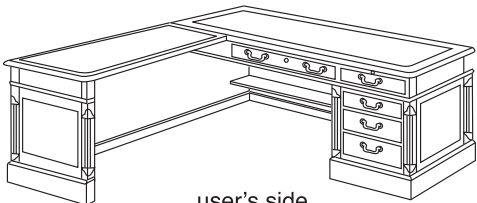
Shipping Wt:

460 lbs / cubic ft: 71

#91M-72E48L L-Station
#91M-72E48R L-Station

\$31,734
\$31,734

Left Return
Right Return



user's side
(left return)

Dimensions:

Desk	72W 36D 30H	183W 91D 76H (cm)
Return	48W 24D 30H	122W 61D 76H (cm)

Knee Space:

Desk	30W 24H	76W 61D (cm)
Return	46W 29 ¹ / ₂ H	117W 75D (cm)

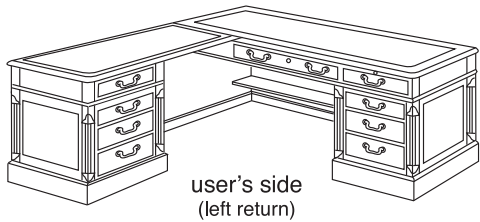
Shipping Wt:

550 lbs / cubic ft: 71

#91PM-66E48L L-Station
 #91PM-66E48R L-Station

\$32,443
 \$32,443

Left Return - pedestal included in return
 Right Return - pedestal included in return



Description
 Desk: Four drawers (two box drawers with adjustable dividers, one letter/legal file drawers, center drawer with pencil tray); pull-out writing slide; dictation slide on visitor's side; central locking system; modesty panel; fixed utility shelf; leveling glides; left and right wiring grommets mounted immediately under top; brass hardware

Return: Leveling glides; pedestals with three drawers (two box drawers, one letter/legal file drawer); one cylinder lock for all drawers

Note: 42" returns available, call customer Service for details and pricing

Dimensions:
 Desk
 66W 32D 30H 168W 81D 76H (cm)
 Return
 48W 24D 30H 122W 61D 76H (cm)

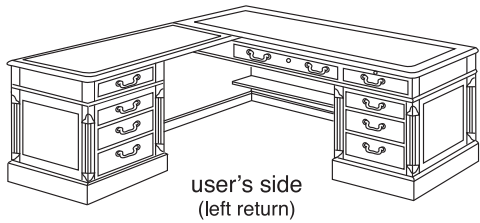
Knee Space:
 Desk
 26W 24H 66W 61D (cm)
 Return
 32W 29½H 81W 75D (cm)

Shipping Wt: 490 lbs / cubic ft: 71

#91PM-72E48L L-Station
 #91PM-72E48R L-Station

\$35,258
 \$35,258

Left Return - pedestal included in return
 Right Return - pedestal included in return



Dimensions:
 Desk
 72W 36D 30H 183W 91D 76H (cm)
 Return
 48W 24D 30H 122W 61D 76H (cm)

Knee Space:
 Desk
 30W 24H 76W 61D (cm)
 Return
 32W 29½H 81W 75D (cm)

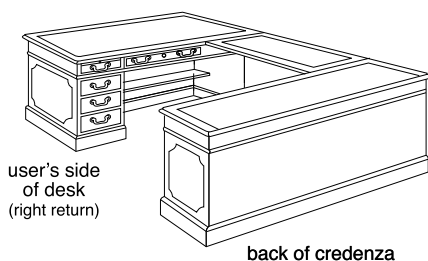
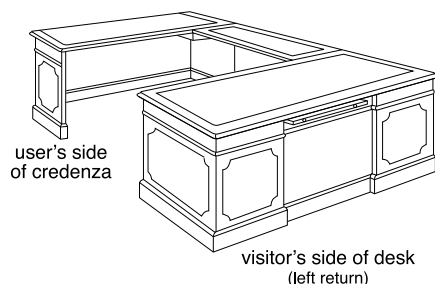
Shipping Wt: 580 lbs / cubic ft: 89

Broad Street Collection

U-Stations

#91-66E48-66L U-Station

#91-66E48-66R U-Station



\$41,869

\$41,869

Left Bridge & Credenza

Right Bridge & Credenza

Description

Desk:

Four drawers (two box drawers with adjustable dividers, one letter/legal file drawers, center drawer with pencil tray); pull-out writing slide; dictation slide on visitor's side; central locking system; applied molding on end panels and visitor's side; modesty panel; fixed utility shelf; leveling glides; left and right wiring grommets mounted immediately under top

Bridge:

Credenza Shell:

Applied molding on floor-length modesty panel applied molding on end panels; NO molding or base rail on back panel – please request quote from factory if finish back is required.

Note:

42" returns available, call Customer Service for details and pricing

Dimensions:

Desk

66W 32D 30H	168W
81D 76H (cm)	Bridge
48W 24D 30HH	122W 61D 76H (cm)

Credenza Shell: 66W 25D 30H

168W 64D 76H (cm)

Knee Space:

Desk

26W 24H

66W 61D (cm)

Bridge

48W 29¹/₂H

122W 75D (cm)

Credenza Shell: 40¹/₂W 29¹/₂H

103W 75H (cm)

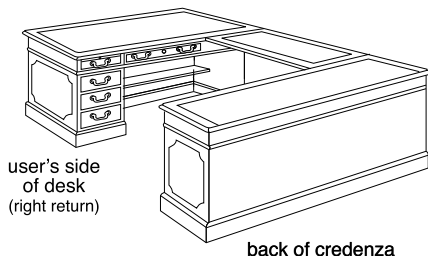
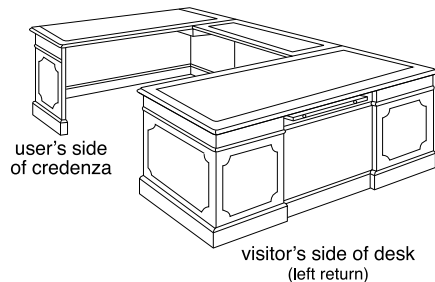
Shipping Wt: 605 lbs / cubic ft: 102

Wood Species:

Cathedral Mahogany Centerfield With Satinwood Inlay, Mottled Mahogany Border On Desk, Bridge And Credenza Shell

#91-72E48-72L U-Station

#91-72E48-72R U-Station



\$45,573

\$45,573

Left Bridge & Credenza

Right Bridge & Credenza

Dimensions:

Desk

72W 36D 30H	183W 91D 76H (cm)
Bridge	
48W 24D 30H	122W 61D 76H (cm)

Credenza Shell: 72W 25D 30H

183W 64D 76H (cm)

Knee Space:

Desk

30W 24H

76W 61D (cm)

Bridge

48W 29¹/₂H

122W 75D (cm)

Credenza Shell: 46¹/₂W 29¹/₂H

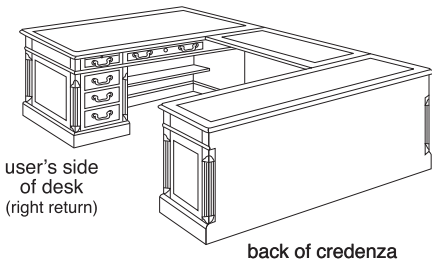
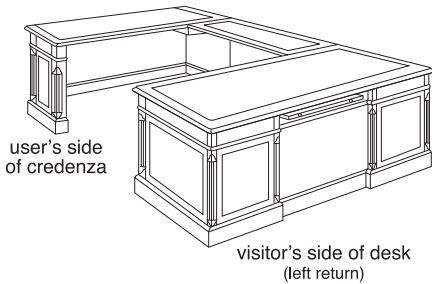
118W 75H (cm)

Shipping Wt: 705 lbs / cubic ft: 131

Wall Street Collection

U-Stations

#91M-66E48-66L U-Station
 #91M-66E48-66R U-Station



\$44,073 Left Bridge & Credenza
 \$44,073 Right Bridge & Credenza

Description
 Desk:

Four drawers (two box drawers with adjustable dividers, one letter/legal file drawers, center drawer with pencil tray); pull-out writing slide; dictation slide on visitor's side; central locking system; modesty panel; fixed utility shelf; leveling glides; left and right wiring grommets mounted immediately under top

Bridge:

Credenza Shell: Please request quote from factory if finish back is required

Dimensions: Total Floor space: 5'6" x 8'5"

Desk

66W 32D 30H

168W

81D 76H (cm)

Bridge

48W 24D 30HH

122W 61D 76H (cm)

Credenza Shell: 66W 25D 30H

168W 64D 76H (cm)

Knee Space:

Desk

26W 24H

66W 61D (cm)

Bridge

48W 29¹/₂H

122W 75D (cm)

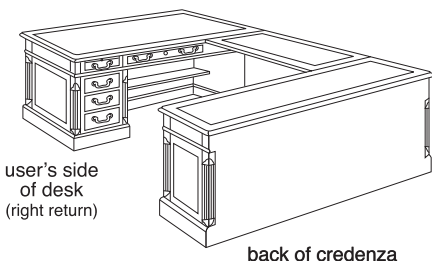
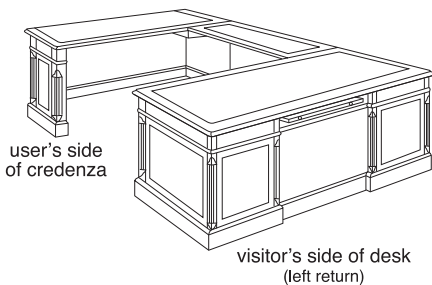
Credenza Shell: 40¹/₂W 29¹/₂H

103W 75H (cm)

Shipping Wt: 605 lbs / cubic ft: 102

Wood Species: Cathedral Mahogany Centerfield With Satinwood Inlay, Mottled Mahogany

#91M-72E48-72L U-Station
 #91M-72E48-72R U-Station



\$47,972 Left Bridge & Credenza
 \$47,972 Right Bridge & Credenza

Dimensions:

Desk

72W 36D 30H

183W 91D 76H (cm)

Bridge

48W 24D 30H

122W 61D 76H (cm)

Credenza Shell: 72W 25D 30H

183W 64D 76H (cm)

Knee Space:

Desk

30W 24H

76W 61D (cm)

Bridge

48W 29¹/₂H

122W 75D (cm)

Credenza Shell: 46¹/₂W 29¹/₂H

118W 75H (cm)



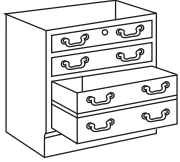
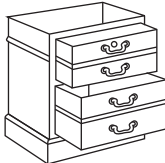
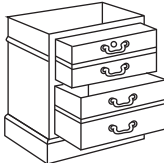
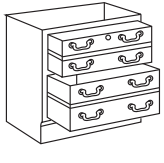


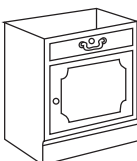
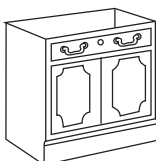
Shipping Wt: 705 lbs / cubic ft: 131

Broad Street Collection

U-Shaped Desk Credenza Shell Components

Each item on this page should be ordered (and will be acknowledged) as a separate line item. Councill will use the same finish specified for the desk.

When specifying credenza components, please list components left to right facing. Credenzas will be fitted with components in factory, assembled and shipped as one piece. Knee well opening is NOT available on the end. Note: Tops are included in the U or L Station.

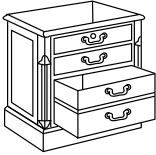
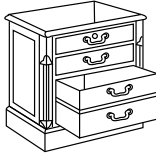
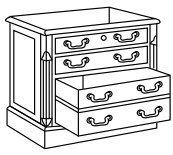
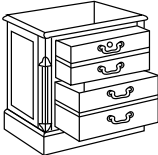
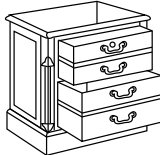
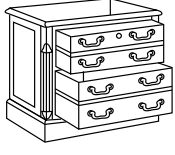
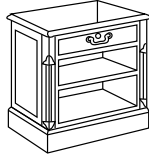
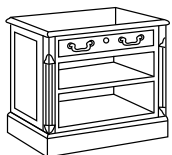
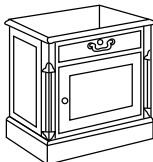
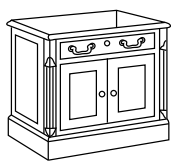
DESCRIPTION	15" / 38 Wide			20" / 51 Wide			30" / 76 cm Wide		
	Item#	Price	Wt	Item#	Price	Wt	Item#	Price	Wt
Two Drawer / One File Unit	91-11K	\$5,254	80 lbs	91-21K	\$6,067	95 lbs	91-31K	\$6,609	125 lbs
Two box drawers; one letter/legal file drawer; one cylinder lock for all drawers; leveling glides; brass hardware; lock									
Double File Unit	91-12K	\$5,254	80 lbs	91-22K	\$6,067	95 lbs	91-32K	\$6,609	125 lbs
Two letter/legal file drawers; one cylinder lock for all drawers; leveling glides; brass hardware; lock									
Drawer Bookcase Unit	not available			91-23K	\$4,950	70 lbs	91-33K	\$5,458	100 lbs
One drawer; one adjustable shelf; leveling glides; brass hardware, lock									
Drawer / Cabinet Unit	not available			91-24K	\$5,287	70 lbs	91-34K	\$6,101	105 lbs
One drawer; one adjustable shelf behind door(s); leveling glides; brass hardware; door(s) with applied molding; grommet hole standard in back panel									

Wall Street Collection

U-Shaped Desk Credenza Shell Components

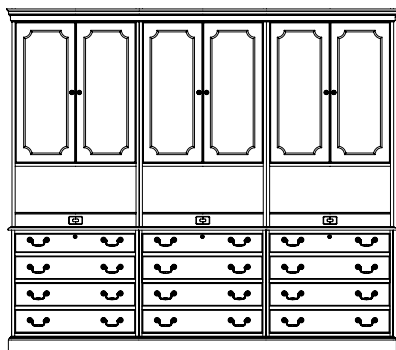
Each item on this page should be ordered (and will be acknowledged) as a separate line item. Councill will use the same finish specified for the desk.

When specifying credenza components, please list components left to right facing. Credenzas will be fitted with components in factory, assembled and shipped as one piece. Knee well opening is NOT available on the end.

DESCRIPTION	15" / 38 Wide			20" / 51 Wide			30" / 76 cm Wide		
	Item#	Price	Wt	Item#	Price	Wt	Item#	Price	Wt
Two Drawer / One File Unit	91M-11K	\$5,518	80 lbs	91M-21K	\$6,371	95 lbs	91M-31K	\$6,940	125 lbs
Two box drawers; one letter/legal file drawer; one cylinder lock for all drawers; leveling glides; brass hardware; lock									
Double File Unit	91M-12K	\$5,518	80 lbs	91M-22K	\$6,371	95 lbs	91M-32K	\$6,940	125 lbs
Two letter/legal file drawers; one cylinder lock for all drawers; leveling glides; brass hardware; lock									
Drawer Bookcase Unit	not available			91M-23K	\$5,197	70 lbs	91M-33K	\$5,731	100 lbs
One drawer; one adjustable shelf; leveling glides; brass hardware; lock									
Drawer / Cabinet Unit	not available			91M-24K	\$5,552	70 lbs	91M-34K	\$6,406	105 lbs
One drawer; one adjustable shelf behind door(s); leveling glides; brass hardware; door(s) with applied molding; grommet hole standard in back panel									

Credenzas and Decks

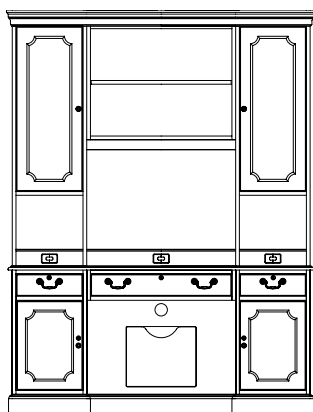
Credenzas can be built to your specifications by using any of the storage and kneespace units shown below. Items are built left to right facing. **Sample Credenza** configurations are:



Example (90" unit):
94-31/31/31 Deck
Dimensions: 921/2w 15d
511/2H Components:
Three 30" Door Deck Units

over

93-32K/32K/32K Credenza
Dimensions: 92w 24d
30H Components:
Three 30" Double File Units



Example (60" unit):
94-11/33/11 Deck
621/2w 15d 511/2H
Components:
15" Door Deck Unit
30" Wood Shelf Overhead
Unit 15" Door Deck Unit

over

93-14K/37KD/14K Credenza
62w 24d 30H
Components:
15" Drawer/Cabinet Unit
30" Keyboard Drawer
15" Drawer/Cabinet Unit

Ordering Procedure

Components on these pages may be ordered as single, double or triple units in any combination. Units of more than one component should be listed from LEFT TO RIGHT FACING when ordering. Such units will be assembled and shipped as one piece with a common top and base.

Ordering Example of Deck & Credenza:

Deck:

94-31/31/31

30" Door Deck Unit (94-31).....\$7,666

30" Door Deck Unit (94-31).....\$7,666

30" Door Deck Unit (94-31).....\$7,666

Finish C10

Subtotal:.....\$22,998

Credenza:

93-32K/32K/32K

30" Double File Unit (93-32K)...\$8,148

30" Double File Unit (93-32K)...\$8,148

30" Double File Unit (93-32K)...\$8,148

Finish C10

Subtotal:.....\$24,444

TOTAL UNIT:.....\$47,442

Ordering Example of Deck & Credenza:

Deck:

94-11/33/11

15" Door Deck Unit (94-11).....\$6,667

30" Shelf Overhead Unit (94-33).....\$4,093

15" Door Deck Unit (94-11).....\$6,667

Finish C10

Subtotal:.....\$17,427

Credenza:

93-14K/37KD/14K

15" Drawer/Cabinet Unit (93-14K)...\$6,184

30" Keyboard Drawer (93-37KD).....\$2,480

15" Drawer/Cabinet Unit (93-14K)...\$6,184

Finish C10

Subtotal:.....\$14,848

TOTAL UNIT:.....\$32,275

Delineations

Credenza and Deck Dimensions

Combined deck/credenza height is 80" / 203cm

Credenza Configurations - Inches

Single Unit:

Component	Dimensions
one 15" unit	15W 20D 30 ¹ / ₂ H
one 20" unit	20W 20D 30 ¹ / ₂ H
one 30" unit	30W 20D 30 ¹ / ₂ H

Double Unit:

Component	Dimensions
two 15" units	30W 20D 30 ¹ / ₂ H
two 20" units	40W 20D 30 ¹ / ₂ H
one 15" + one 30" unit	45W 20D 30 ¹ / ₂ H
one 20" + one 30" unit	50W 20D 30 ¹ / ₂ H
two 30" units	60W 20D 30 ¹ / ₂ H
one 20" + one 40" unit	60W 20D 30 ¹ / ₂ H

Triple Unit:

Component	Dimensions
three 20" units	60W 20D 30 ¹ / ₂ H
three 15" units	45W 20D 30 ¹ / ₂ H
two 20" + one 30" unit	70W 20D 30 ¹ / ₂ H
one 20" + two 30" unit	80W 20D 30 ¹ / ₂ H
three 30" units	90W 20D 30 ¹ / ₂ H
two 20" + one 40" unit	80W 20D 30 ¹ / ₂ H

Deck Configurations - Inches

Single Unit:

Component	Dimensions
one 15" unit	18W 17D 49 ¹ / ₂ H
two 20" unit	23W 17D 49 ¹ / ₂ H
two 30" unit	33W 17D 49 ¹ / ₂ H

Double Unit:

Component	Dimensions
two 30" units	63W 17D 49 ¹ / ₂ H
two 15" + one 30" unit	63W 17D 49 ¹ / ₂ H

Triple Unit:

Component	Dimensions
three 30" units	93W 17D 49 ¹ / ₂ H
two 15" + two 30" unit	93W 17D 49 ¹ / ₂ H

Credenza Configurations - Centimeters

Single Unit:

Component	Dimensions
one 38cm unit	38W 51D 77H
one 51cm unit	51W 51D 77H
one 76cm unit	76W 51D 77H

Double Unit:

Component	Dimensions
two 38cm units	76W 51D 77H
two 51cm units	102W 51D 77H
one 38cm + one 76cm unit	114W 51D 77H
one 51cm + one 76cm unit	127W 51D 77H
two 76cm units	152W 51D 77H
one 51cm + one 102cm unit	152W 51D 77H

Triple Unit:

Component	Dimensions
three 51cm units	152W 51D 77H
three 38cm units	114W 51D 77H
two 51cm + one 76cm unit	178W 51D 77H
one 51cm + two 76cm unit	203W 51D 77H
three 76cm units	229W 51D 77H
two 51cm + one 102cm unit	203W 51D 77H

Deck Configurations - Centimeters

Single Unit:

Component	Dimensions
one 38cm unit	46W 43D 126H
two 51cm unit	58W 43D 126H
two 76cm unit	84W 43D 126H

Double Unit:

Component	Dimensions
two 76cm units	160W 43D 126H
two 38cm + one 76cm unit	160W 43D 126H

Triple Unit:

Component	Dimensions
three 76cm units	236W 43D 126H
two 38cm + two 76cm unit	236W 43D 126H

Deck Components - Inches

Single Unit:

Component	Dimensions
one 30" unit	32 ¹ / ₂ W 15D 51 ¹ / ₂ H
two 20" units	42 ¹ / ₂ W 15D 51 ¹ / ₂ H
two 15" units	32 ¹ / ₂ W 15D 51 ¹ / ₂ H

Double Unit:

Components	Dimensions
two 30" units	62 ¹ / ₂ W 15D 51 ¹ / ₂ H
two 15"+ one 30" unit	62 ¹ / ₂ W 15D 51 ¹ / ₂ H

Triple Unit:

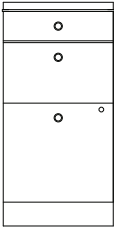
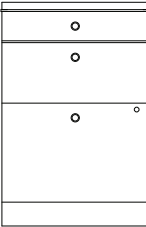
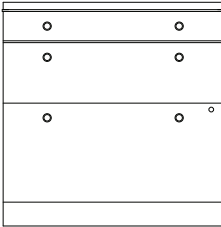
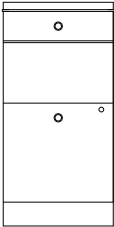
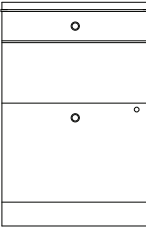
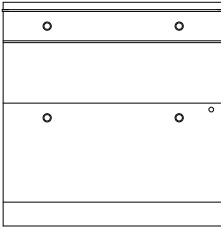
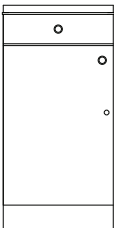
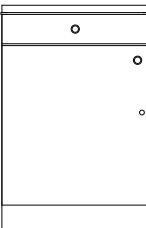
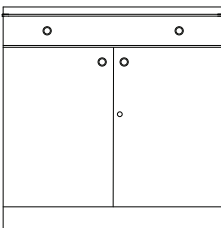
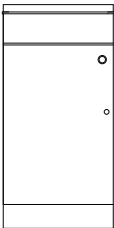
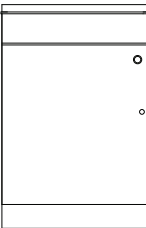
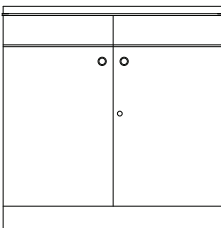

Components	Dimensions
three 30" units	92 ¹ / ₂ W 15D 51 ¹ / ₂ H
two 15"+ two 30" units	92 ¹ / ₂ W 15D 51 ¹ / ₂ H

Delineations

Credenza Components

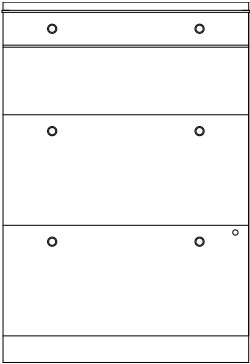
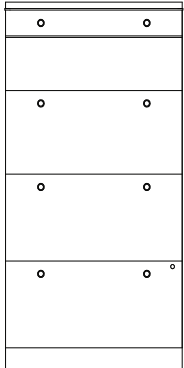
Credenza dimensions 20"D 30¹/₂"H / 51D x 77W (cm)

Credenza tops are continuous up to 90" / 229 (cm) wide

DESCRIPTION	15" / 38cm Wide Item# Price	20" / 51cm Wide Item# Price	30" / 76cm Wide Item# Price
Two Drawer / One File Unit	631-11 \$7,060	631-21 \$7,210	631-31 \$7,752
Two box drawers; one letter/legal file drawer; one cylinder lock for all drawers; leveling glides; specify hardware	 Wt / Cu Ft 80 lbs / 7	 Wt / Cu Ft 95 lbs / 9	 Wt / Cu Ft 125 lbs / 14
Double File Unit	631-12 \$6,843	631-22 \$6,926	631-32 \$7,494
Two letter/legal file drawers; one cylinder lock for all drawers; leveling glides; specify hardware	 Wt / Cu Ft 80 lbs / 7	 Wt / Cu Ft 95 lbs / 9	 Wt / Cu Ft 125 lbs / 14
Drawer / Door Unit	631-14 \$6,276	631-24 \$6,626	631-34 \$7,210
One box drawer; one adjustable shelf behind door; one cylinder lock for doors; leveling glides; specify hardware	 Wt / Cu Ft 70 lbs / 7	 Wt / Cu Ft 85 lbs / 9	 Wt / Cu Ft 115 lbs / 14
Full Length Door Unit	631-14F \$5,842	631-24F \$6,059	631-34F \$6,626
One adjustable shelf behind door; one cylinder lock for doors; leveling glides; specify hardware	 Wt / Cu Ft 60 lbs / 7	 Wt / Cu Ft 70 lbs / 9	 Wt / Cu Ft 105 lbs / 14
Full Length Door Unit			631-34FP \$11,184
Four trays behind door; one cylinder lock for doors; leveling glides; specify hardware			<i>See 631-34F picture</i> Wt / Cu Ft 125 lbs / 14
Flip-Down Keyboard Drawer			631-37 \$2,389
Glide mounted keyboard tray; drop front; modesty panel with removable panel; cylinder lock; specify hardware			 Wt / Cu Ft 50 lbs / 14
Open Kneespace			631-38 \$1,714
Open kneespace includes modesty panel with removable panel			Wt / Cu Ft 35 lbs / 14

Delineations

Credenza Components

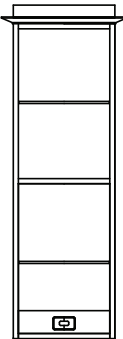


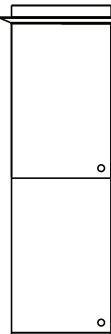
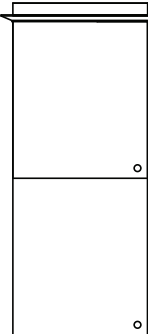
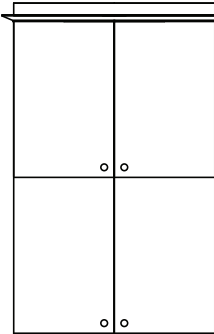
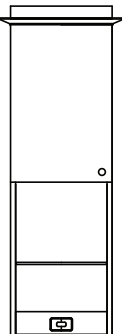
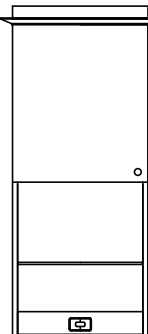
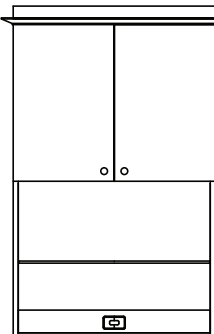
DESCRIPTION	15"/ 38cm Wide Item# Price	20"/ 51cm Wide Item# Price	30"/ 76cm Wide Item# Price	
Triple File Unit			631-42 \$8,578	
Three letter/legal file drawers; one cylinder lock for all drawers; leveling glides; specify hardware				Wt / Cu Ft 140 lbs / 19
Note: Triple file unit dimensions 20"D 44"H 51cmD 112cmH				
Four Drawer File Unit			631-57 \$9,695	
Four letter/legal file drawers; one cylinder lock for all drawers; leveling glides; specify hardware				Wt / Cu Ft 170 lbs / 26
Note: dimensions 20"D 57"H				

Credenzas & Decks

Delineations








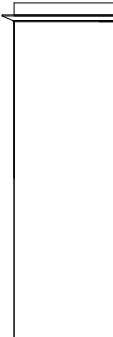
Deck Components

Deck dimensions 17"D x 49-1/2"H / 43D x 126H (cm)

DESCRIPTION	15"/ 38cm Wide Item# Price	20"/ 51cm Wide Item# Price	30"/ 76cm Wide Item# Price
Shelf Deck Unit	641-10 \$5,475	641-20 \$5,842	641-30 \$6,059
Three shelves (two glass adjustable, one wood fixed); black rectangular grommet	 Wt / Cu Ft 35 lbs / 10	 Wt / Cu Ft 50 lbs / 13	 Wt / Cu Ft 75 lbs / 19
Top / Bottom Door Deck Unit	641-11 \$6,626	641-21 \$6,926	641-31 \$7,752
Separate wood top and bottom doors; three shelves (two glass adjustable, one wood fixed); black rectangular grommet; specify hardware	 Wt / Cu Ft 45 lbs / 10	 Wt / Cu Ft 55 lbs / 13	 Wt / Cu Ft 85 lbs / 19
Top / Bottom Door Deck Unit with Trays			641-31P \$9,124
Separate wood top and bottom doors; two shelves (one glass adjustable, one wood fixed); three tray drawers behind bottom doors; black rectangular grommet; specify hardware			See 641-31 picture Wt / Cu Ft 100 lbs / 19
Top Door Deck Unit	641-12 \$5,930	641-22 \$6,405	641-32 \$7,102
Three shelves (two glass adjustable, one wood fixed); black rectangular grommet	 Wt / Cu Ft 40 lbs / 10	 Wt / Cu Ft 50 lbs / 13	 Wt / Cu Ft 80 lbs / 19

Delineations

Deck Components

DESCRIPTION	15"/ 38cm Wide Item# Price	20"/ 51cm Wide Item# Price	30"/ 76cm Wide Item# Price
Overhead Door Deck Unit	641-14 \$5,279	641-24 \$5,713	641-34 \$5,930
Wood doors; one glass shelf; task light; specify hardware	 Wt / Cu Ft 25 lbs / 10	 Wt / Cu Ft 30 lbs / 13	 Wt / Cu Ft 50 lbs / 19
Overhead Shelf Deck Unit	641-15 \$4,541	641-25 \$4,758	641-35 \$5,146
One glass shelf; task light;	 Wt / Cu Ft 20 lbs / 10	 Wt / Cu Ft 25 lbs / 13	 Wt / Cu Ft 45 lbs / 19
Storage Unit	not available	641-26 \$9,362	not available
Wood door; five adjustable glass shelves; specify hardware		 Wt / Cu Ft 105 lbs / 28	
Wardrobe Unit	not available	641-27 \$9,124	not available
Wood door; one adjustable glass shelf; one clothes rod; specify hardware		<i>See 641-26 picture</i> Wt / Cu Ft 100 lbs / 28	
Deck Storage Unit	not available	641-28 \$8,815	not available
Single door, three wooden shelves; specify hardware		<i>See 641-29 picture</i> Wt / Cu Ft 105 lbs / 28	
Deck Wardrobe Unit	not available	641-29 \$8,644	not available
Single door, nickel extension rod; specify hardware		 Wt / Cu Ft 100 lbs / 28	

Broad Street Collection

Credenzas and Decks Dimensions

Please note that dimensions listed are overall (includes moulding)

Combined deck/credenza height is 81½" / 207cm

Credenza Configurations - Inches

Single Unit: Component	Dimensions
one 15" unit	17W 24D 30H
one 20" unit	22W 24D 30H
one 30" unit	32W 24D 30H

Double Unit: Components	Dimensions
two 20" units	42W 24D 30H
one 20" + one 30" unit	52W 24D 30H
two 30" units	62W 24D 30H
one 20" + one 40" unit	62W 24D 30H

Triple Unit: Component	Dimensions
three 20" units	62W 24D 30H
three 15" units	47W 24D 30H
two 20" + one 30" unit	72W 24D 30H
one 20" + two 30" unit	82W 24D 30H
three 30" units	92W 24D 30H
two 20" + one 40" unit	82W 24D 30H

Deck Configurations - Inches

Single Unit: Component	Dimensions
one 15" unit	20W 16D 51½H
one 20" unit	25W 16D 51½H
one 30" unit	35W 16D 51½H

Double Unit: Component	Dimensions
two 30" units	65W 16D 51½H
two 15" + one 30" unit	65W 16D 51½H

Triple Unit: Component	Dimensions
three 30" units	95W 16D 51½H
two 15" + two 30" unit	95W 16D 51½H

Wall Street Collection

Credenzas and Decks Dimensions

Please note that dimensions listed are overall (includes moulding)

Combined deck/credenza height is 81½" / 207cm

Credenza Configurations - Inches

Single Unit: Component	Dimensions
one 15" unit	19W 24D 30H
one 20" unit	24W 24D 30H
one 30" unit	34W 24D 30H

Double Unit: Component	Dimensions
two 20" units	44W 24D 30H
one 20" + one 30" unit	54W 24D 30H
two 30" units	64W 24D 30H
one 20" + one 40" unit	64W 24D 30H

Triple Unit: Component	Dimensions
three 20" units	64W 24D 30H
two 20" + one 30" unit	74W 24D 30H
one 20" + two 30" unit	84W 24D 30H
three 30" units	94W 24D 30H
two 20" + one 40" unit	84W 24D 30H

Deck Configurations - Inches


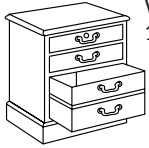
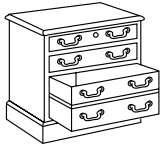
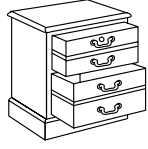
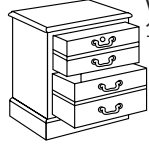
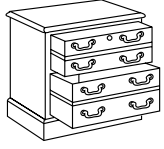






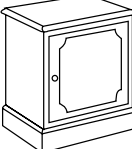
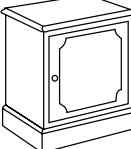
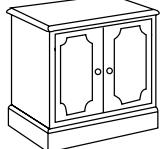


Single Unit: Component	Dimensions
one 15" unit	17½W 15D 51½H
one 20" unit	22½W 15D 51½H
one 30" unit	32½W 15D 51½H

Double Unit: Component	Dimensions
two 30" units	62½W 15D 51½H
two 15" + one 30" unit	62½W 15D 51½H

Triple Unit: Component	Dimensions
three 30" units	92½W 15D 51½H
two 15" + two 30" unit	92½W 15D 51½H

Broad Street Collection

Credenza Components



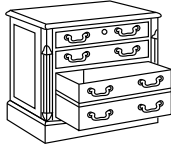


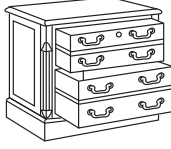



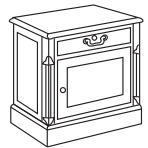
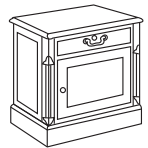

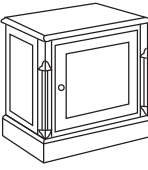
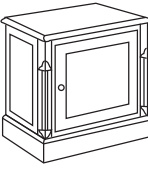


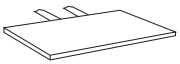
DESCRIPTION	15"/ 38cm Wide Item# Price	20"/ 51cm Wide Item# Price	30"/ 76cm Wide Item# Price
Two Drawer / One File Unit	93-11K \$6,861	93-21K \$7,503	93-31K \$8,148
Two box drawers; one letter/legal file drawer; one cylinder lock for all drawers; leveling glides; brass hardware; lock	 Wt / Cu Ft 80 lbs / 10	 Wt / Cu Ft 100 lbs / 10	 Wt / Cu Ft 130 lbs / 14
Double File Unit	93-12K \$6,861	93-22K \$7,503	93-32K \$8,148
Two letter/legal file drawers; one cylinder lock for all drawers; leveling glides; brass hardware; lock	 Wt / Cu Ft 80 lbs / 7	 Wt / Cu Ft 100 lbs / 9	 Wt / Cu Ft 130 lbs / 14
Drawer / Bookcase Unit	93-13K \$5,863	93-23K \$6,442	93-33K \$6,956
One drawer; one adjustable shelf; leveling glides; brass hardware; lock	 Wt / Cu Ft 60 lbs / 10	 Wt / Cu Ft 75 lbs / 10	 Wt / Cu Ft 105 lbs / 14
Drawer / Cabinet Unit	93-14K \$6,184	93-24K \$6,699	93-34K \$7,503
One drawer; one adjustable shelf behind door(s); leveling glides; brass hardware; grogmet hole standard in back panel; lock	 Wt / Cu Ft 60 lbs / 10	 Wt / Cu Ft 75 lbs / 10	 Wt / Cu Ft 110 lbs / 14
Cabinet Unit	93-14KF \$5,763	93-24KF \$6,022	93-34KF \$6,442
Full length doors; one adjustable shelf; leveling glides; brass hardware; grogmet hole standard in back panel; lock	 Wt / Cu Ft 60 lbs / 10	 Wt / Cu Ft 75 lbs / 10	 Wt / Cu Ft 105 lbs / 14 Ribbon Stripe
Cabinet Unit - Bifold Doors	not available	not available	93-34KBF \$7,698
Bifold door; one adjustable shelf behind door(s); leveling glides; brass hardware;			 Wt / Cu Ft 110 lbs / 14
Pull-Out Tray		91-20PT \$1081	91-30PT \$1081
For use in door cabinet units only		 Wt 6 lbs	
Finished Back Panel	Per 15" Unit \$951	Per 20" Unit \$951	Per 30" Unit \$951
Does not include base rail			

Wall Street Collection

Credenza Components

Items that are up to 94"/239cm are shipped as one piece.




If greater than 94"/239cm, contact customer service for movement verification.

DESCRIPTION	15"/ 38cm Wide Item# Price	20"/ 51cm Wide Item# Price	30"/ 76cm Wide Item# Price
Two Drawer / One File Unit	93M-11K \$7,222	93M-21K \$7,898	93M-31K \$8,578
Two box drawers; one letter/legal file drawer; one cylinder lock for all drawers; leveling glides; brass hardware; lock	 Wt / Cu Ft 80 lbs / 10	 Wt / Cu Ft 100 lbs / 10	 Wt / Cu Ft 130 lbs / 14
Double File Unit	93M-12K \$7,222	93M-22K \$7,898	93M-32K \$8,578
Two letter/legal file drawers; one cylinder lock for all drawers; leveling glides; brass hardware; lock	 Wt / Cu Ft 80 lbs / 7	 Wt / Cu Ft 100 lbs / 9	 Wt / Cu Ft 130 lbs / 14
Drawer / Bookcase Unit	93M-13K \$6,172	93M-23K \$6,780	93M-33K \$7,323
One drawer; one adjustable shelf; leveling glides; brass hardware; lock	 Wt / Cu Ft 60 lbs / 10	 Wt / Cu Ft 75 lbs / 10	 Wt / Cu Ft 105 lbs / 14
Drawer / Cabinet Unit	93M-14K \$6,509	93M-24K \$7,052	93M-34K \$7,898
One drawer; one adjustable shelf behind door(s); leveling glides; brass hardware; grommet hole standard in back panel; lock	 Wt / Cu Ft 60 lbs / 10	 Wt / Cu Ft 75 lbs / 10	 Wt / Cu Ft 110 lbs / 14
Cabinet Unit	93M-14KF \$6,067	93M-24KF \$6,338	93M-34KF \$6,780
Full length doors; one adjustable shelf; leveling glides; brass hardware; grommet hole standard in back panel; lock	 Wt / Cu Ft 60 lbs / 10	 Wt / Cu Ft 75 lbs / 10	 Wt / Cu Ft 105 lbs / 14 Ribbon Stripe
Cabinet Unit - Bifold Doors	not available	not available	93M-34KBF \$8,102
Bifold door; one adjustable shelf behind door(s); leveling glides; brass hardware;			 Wt / Cu Ft 110 lbs / 14
Pull-Out Tray	not available	91-20PT \$1081	91-30PT \$1081
For use in door cabinet units only		 Wt 6 lbs	
Finished Back Panel	Per 15" Unit \$951	Per 20" Unit \$951	Per 30" Unit \$951
Does not include base rail			

Wall Street / Broad Street Collection

Kneespace / Work Surface Components

All kneespace units come standard with floor-length modesty panel; includes base rail and grommet hole, must specify location of grommet; may be used as kneespace unit in any location.

Description		30 Inch Kneespace Options		40 Inch Kneespace Options	
		Item #	Price	Item #	Price
Open Kneespace Unit		#93-30 (30"W)	\$1,660	#93-40 (40"W)	\$2,135
		Shpg Wt: 50 lbs / Cu Ft: 14.0 not for use with keyboard components in center position		Shpg Wt: 60 lbs / Cu Ft: 16.0 not for use with keyboard components in center position	
Keyboard Drawer / Kneespace Unit		#93-36KD	\$2,349	#93-46KD	\$3,126
glide-mounted; slides under surface for storage		Shpg Wt: 50 lbs / Cu Ft: 14.0		Shpg Wt: 60 lbs / Cu Ft: 16.0	
Drop Front Keyboard Drawer / Kneespace Unit		#93-37KD	\$2,480	#93-47KD	\$3,315
glide-mounted; drop front; cylinder lock; brass hardware		Shpg Wt: 50 lbs / Cu Ft: 14.0		Shpg Wt: 60 lbs / Cu Ft: 16.0	
Connecting Drawer / Kneespace Unit		#93-35X	\$2,349	#93-45X	\$3,126
brass hardware		Shpg Wt: 50 lbs / Cu Ft: 14.0		Shpg Wt: 60 lbs / Cu Ft: 16.0	
Grommet				B-2	\$263
brass; 3 3/8" x 2" outside 2 7/8" x 1 1/2" inside				specify location	

Kneespace / Work Surface Components

Broad Street Collection


#93-42K Three File Drawer Unit



\$10,220

Dimensions: one unit 31½W 24D 42H
 two units 61½W 24D 42H
 three units 91½W 24D 42H
 four units 121½W 24D 42H
 Description: three letter/legal file drawers; one cylinder lock for all drawers; leveling glides; brass hardware
 Shipping Wt: 140 lbs / cubic ft: 18.0
 Wood Species: cathedral mahogany
 Note: The 93-42K is shipped with hardware and instructions for securing the unit to a solid structure (such as a wall stud). Failure to secure these units properly could result in injury to the user.

#93-57K Four File Drawer Unit

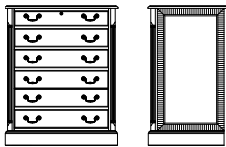


\$12,994

Dimensions: one unit 31½W 24D 57H
 two units 61½W 24D 57H
 three units 91½W 24D 57H
 four units 121½W 24D 57H
 Description: four letter/legal file drawers; one cylinder lock for all drawers; leveling glides; brass hardware
 Shipping Wt: 170 lbs / cubic ft: 31.0
 Wood Species: cathedral mahogany
 Note: The 93-57K is shipped with hardware and instructions for securing the unit to a solid structure (such as a wall stud). Failure to secure these units properly could result in injury to the user.

Wall Street Collection

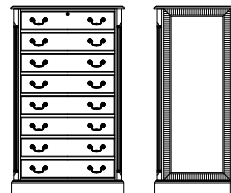
#93M-42K Three Drawer File Unit



\$10,759

Dimensions: one unit 34W 24D 42H 86W 61D 107H (cm)
 two units 64W 24D 42H 163W 61D 107H (cm)
 three units 94W 24D 42H 239W 61D 107H (cm)
 four units 124W 24D 42H 315W 61D 107H (cm)
 Shipping Wt: 155lbs / cubic ft: 18
 Finish: Available in executive finishes.
 Hardware: Brass or Antique Brass

#93M-57K Four Drawer File Unit



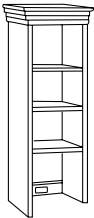
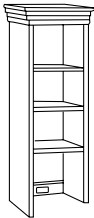
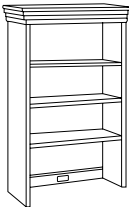
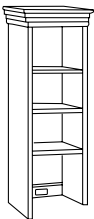
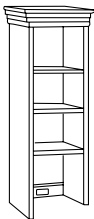
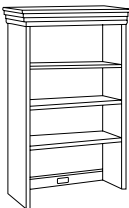
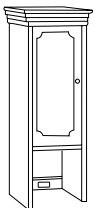
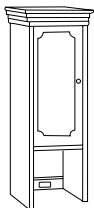
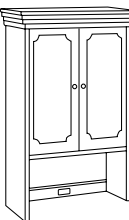
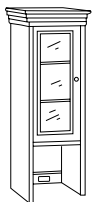
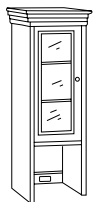

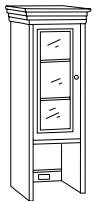
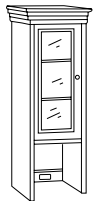

\$13,678

Dimensions: one unit 34W 24D 57H 86W 61D 145H (cm)
 two units 64W 24D 57H 163W 61D 145H (cm)
 three units 94W 24D 57H 239W 61D 145H (cm)
 four units 124W 24D 57H 315W 61D 145H (cm)
 Shipping Wt: 185lbs / cubic ft: 32
 Finish: Available in executive finishes.
 Hardware: Brass or Antique Brass

Broad Street Collection

Deck Components

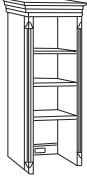
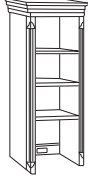
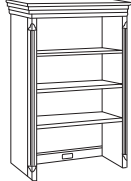
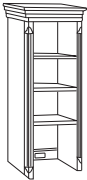
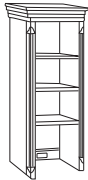
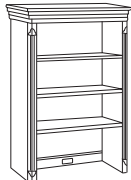
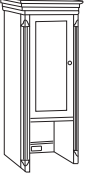
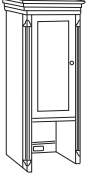
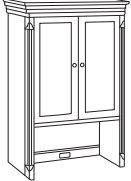
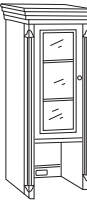


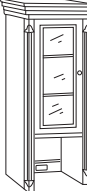


Items that are up to 95"/241cm are shipped as one piece.
If greater than 95"/241cm, contact customer service for movement verification.

DESCRIPTION	15"/ 38cm Wide		20"/ 51cm Wide		30"/ 76cm Wide	
	Item#	Price	Item#	Price	Item#	Price
Shelf Deck Unit	94-10	\$5,796	94-20	\$6,022	94-30	\$6,442
Three wooden shelves (two adjustable; one fixed at 25 1/2" from top of credenza); brass grommet for wiring		Wt / Cu Ft 35 lbs / 9		Wt / Cu Ft 50 lbs / 10		Wt / Cu Ft 75 lbs / 16
Glass Shelf Deck Unit with Lights	94-10LS	\$6,537	94-20LS	\$6,861	94-30LS	\$7,408
Three shelves (two adjustable glass shelves; one wooden shelf fixed at 14 1/4" from top of credenza); can light(s) with LED lights; brass grommet for wiring		Wt / Cu Ft 35 lbs / 9		Wt / Cu Ft 50 lbs / 10		Wt / Cu Ft 75 lbs / 16
Door Deck Unit	94-11	\$6,667	94-21	\$7,052	94-31	\$7,666
Wooden door(s); two adjustable wooden shelves behind door(s); 14 1/4" clearance to top of credenza; brass grommet for wiring; brass hardware		Wt / Cu Ft 35 lbs / 9		Wt / Cu Ft 50 lbs / 10		Wt / Cu Ft 85 lbs / 16
Deck Unit with Glass Door(s)	94-18	\$7,277	94-28	\$7,503	94-38	\$8,117
Glass door(s); two adjustable wooden shelves behind door(s); 14 1/4" clearance from fixed wooden shelf to top of credenza; brass grommet for wiring; brass hardware		Wt / Cu Ft 40 lbs / 9		Wt / Cu Ft 55 lbs / 10		Wt / Cu Ft 85 lbs / 16
Deck Unit with Glass Door(s) Glass Shelves and Lights	94-18LS	\$8,018	94-28LS	\$8,533	94-38LS	\$9,374
Glass door(s); two adjustable glass shelves behind door(s); 14 1/4" clearance from fixed wooden shelf to top of credenza; LED lights; brass grommet for wiring; brass hardware		Wt / Cu Ft 50 lbs / 9		Wt / Cu Ft 65 lbs / 10		Wt / Cu Ft 100 lbs / 16

Wall Street Collection

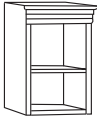




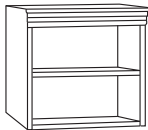
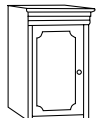
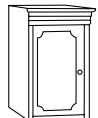







Deck Components

Items that are up to 95"/241cm are shipped as one piece.
If greater than 95"/241cm, contact customer service for movement verification.

DESCRIPTION	15"/ 38cm Wide		20"/ 51cm Wide		30"/ 76cm Wide	
	Item#	Price	Item#	Price	Item#	Price
Shelf Deck Unit	94M-10	\$6,101	94M-20	\$6,338	94M-30	\$6,780
three wooden shelves (two adjustable; one fixed at 25 ¹ / ₂ " from top of credenza); brass grommet for wiring		Wt / Cu Ft 35 lbs / 9		Wt / Cu Ft 50 lbs / 10		Wt / Cu Ft 75 lbs / 16
Glass Shelf Deck Unit with Lights	94M-10LS	\$6,881	94M-20LS	\$7,222	94M-30LS	\$7,798
Three shelves (two adjustable glass shelves; one wooden shelf fixed at 14 ¹ / ₄ " from top of credenza); can light(s) with LED lights; brass grommet for wiring		Wt / Cu Ft 35 lbs / 9		Wt / Cu Ft 50 lbs / 10		Wt / Cu Ft 75 lbs / 16
Door Deck Unit	94M-11	\$7,018	94M-21	\$7,423	94M-31	\$8,069
Wooden door(s); two adjustable wooden shelves behind door(s); 14 ¹ / ₄ " clearance to top of credenza; brass grommet for wiring; brass hardware		Wt / Cu Ft 35 lbs / 9		Wt / Cu Ft 50 lbs / 10		Wt / Cu Ft 85 lbs / 16
Deck Unit with Glass Door(s)	94M-18	\$7,660	94M-28	\$7,898	94M-38	\$8,544
Glass door(s); two adjustable wooden shelves behind door(s); 14 ¹ / ₄ " clearance from fixed wooden shelf to top of credenza; brass grommet for wiring; brass hardware		Wt / Cu Ft 40 lbs / 9		Wt / Cu Ft 55 lbs / 10		Wt / Cu Ft 85 lbs / 16
Deck Unit with Glass Door(s) Glass Shelves and Lights	94M-18LS	\$8,440	94M-28LS	\$8,982	94M-38LS	\$9,866
Glass door(s); two adjustable glass shelves behind door(s); 14 ¹ / ₄ " clearance from fixed wooden shelf to top of credenza; LED lights; brass grommet for wiring; brass hardware		Wt / Cu Ft 50 lbs / 9		Wt / Cu Ft 65 lbs / 10		Wt / Cu Ft 100 lbs / 16


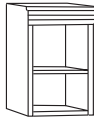
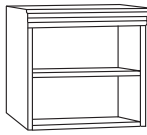
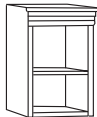
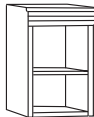
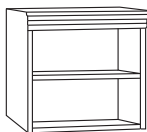









Broad Street Collection

Overhead Deck Components

DESCRIPTION	15"/ 38cm Wide Item# Price	20"/ 51cm Wide Item# Price	30"/ 76cm Wide Item# Price
Shelf Deck Unit	94-13 \$3,510	94-23 \$3,866	94-33 \$4,093
Two wooden shelves (one adjustable, one fixed at 23 ¹ / ₂ " from top of credenza)	Wt / Cu Ft 17 lbs / 9	Wt / Cu Ft 25 lbs / 9	Wt / Cu Ft 35 lbs / 16
			
Glass Shelf Deck Unit with Lights	94-13LS \$4,187	94-23LS \$4,476	94-33LS \$4,833
Two shelves (one adjustable glass shelf, one wooden shelf fixed at 23 ¹ / ₂ " from top of credenza; LED lights	Wt / Cu Ft 17 lbs / 9	Wt / Cu Ft 25 lbs / 9	Wt / Cu Ft 35 lbs / 16
			
Door Deck Unit	94-14 \$4,282	94-24 \$4,572	94-34 \$5,023
Wooden door(s); one adjustable wooden shelf behind door(s); 23 ¹ / ₂ " clearance to top of credenza; brass hardware	Wt / Cu Ft 20 lbs / 9	Wt / Cu Ft 25 lbs / 9	Wt / Cu Ft 45 lbs / 16
			
Deck Unit with Glass Door(s)	94-19 \$4,639	94-29 \$4,991	94-39 \$5,475
Glass door(s); one adjustable wooden shelf behind door(s); 23 ¹ / ₂ " clearance from fixed wooden shelf to top of credenza; brass hardware	Wt / Cu Ft 25 lbs / 9	Wt / Cu Ft 30 lbs / 9	Wt / Cu Ft 45 lbs / 16
			
Deck Unit with Glass Door(s) Glass Shelves and Lights	94-19LS \$5,249	94-29LS \$5,763	94-39LS \$6,379
Glass door(s); one adjustable glass shelf behind door(s); 23 ¹ / ₂ " clearance from fixed wooden shelf to top of credenza; LED lights; brass hardware	Wt / Cu Ft 25 lbs / 9	Wt / Cu Ft 30 lbs / 9	Wt / Cu Ft 45 lbs / 16
			

Wall Street Collection

Overhead Deck Components


DESCRIPTION	15"/ 38cm Wide Item# Price	20"/ 51cm Wide Item# Price	30"/ 76cm Wide Item# Price
Shelf Deck Unit	94M-13 \$3,695	94M-23 \$4,070	94M-33 \$4,308
Two wooden shelves (one adjustable, one fixed at 23 ¹ / ₂ " from top of credenza)	Wt / Cu Ft 17 lbs / 9	Wt / Cu Ft 25 lbs / 9	Wt / Cu Ft 35 lbs / 16
			
Glass Shelf Deck Unit with Lights	94M-13LS \$4,408	94M-23LS \$4,712	94M-33LS \$5,087
Two shelves (one adjustable glass shelf, one wooden shelf fixed at 23 ¹ / ₂ " from top of credenza; LED lights)	Wt / Cu Ft 17 lbs / 9	Wt / Cu Ft 25 lbs / 9	Wt / Cu Ft 35 lbs / 16
			
Door Deck Unit	94M-14 \$4,508	94M-24 \$4,812	94M-34 \$5,288
Wooden door(s); one adjustable wooden shelf behind door(s); 23 ¹ / ₂ " clearance to top of credenza; brass hardware	Wt / Cu Ft 20 lbs / 9	Wt / Cu Ft 25 lbs / 9	Wt / Cu Ft 45 lbs / 16
			
Deck Unit with Glass Door(s)	94M-19 \$4,883	94M-29 \$5,254	94M-39 \$5,763
Glass door(s); one adjustable wooden shelf behind door(s); 23 ¹ / ₂ " clearance from fixed wooden shelf to top of credenza; brass hardware	Wt / Cu Ft 25 lbs / 9	Wt / Cu Ft 30 lbs / 9	Wt / Cu Ft 45 lbs / 16
			
Deck Unit with Glass Door(s) Glass Shelves and Lights	94M-19LS \$5,525	94M-29LS \$6,067	94M-39LS \$6,714
Glass door(s); one adjustable glass shelf behind door(s); 23 ¹ / ₂ " clearance from fixed wooden shelf to top of credenza; LED lights; brass hardware	Wt / Cu Ft 25 lbs / 9	Wt / Cu Ft 30 lbs / 9	Wt / Cu Ft 45 lbs / 16
			

Delineations

Bookcases

#651-3654 Bunching Bookcase

\$7,485




Dimensions: 36W 18D 54H
91W 46D 137H (cm)

Shipping Wt: 150 lbs / cubic ft: 26

#651-3675 Bunching Bookcase

\$9,800



Dimensions: 36W 18D 76H
91W 46D 193H (cm)

Shipping Wt: 170 lbs / cubic ft: 35

Reference **Page 11** for Delineation Hardware Options
Reference **Page 5** for leather options
Reference **Page 5** for finish options

Broad Street Collection

Bookcases

#95-3230 Single Bookcase **\$4,337**

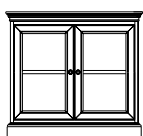
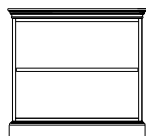
Wooden shelves

#95-3230G Single Bookcase **\$5,527**

Glass Doors & Wooden Shelves

#95-3230S Single Bookcase **\$6,041**

Glass Doors, Glass Shelves & Lights



Description: 95-3230, one adjustable wooden shelf
95-3230G, glass doors and wooden shelves
95-3230S, glass doors, glass shelves and lights

Dimensions: 34½W 15D 30H
88W 38D 76H (cm)

Shipping Wt: 80 lbs / cubic ft: 12

#95-3256 Davis Single Bookcase **\$6,141**


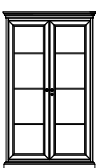
Wooden shelves

#95-3256G Davis Single Bookcase **\$8,518**

Glass Doors & Wooden Shelves

#95-3256S Davis Single Bookcase **\$9,488**

Glass Doors, Glass Shelves & Lights

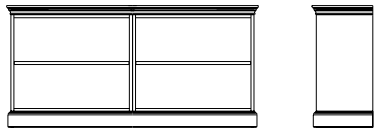


Description: 95-3256, three adjustable wooden shelves
95-3256G, glass doors and wooden shelves
95-3256S, glass doors, glass shelves and lights

Dimensions: 34½W 15D 56H
88W 38D 142H (cm)

Shipping Wt: 100 lbs / cubic ft: 16

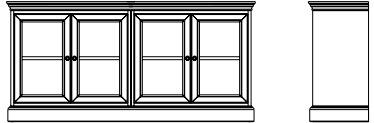
#95-6230	Double Bookcase	\$7,031
	Wooden shelves	
#95-6230G	Double Bookcase	\$8,914
	Glass Doors & Wooden Shelves	
#95-6230S	Double Bookcase	\$10,102
	Glass Doors, Glass Shelves & Lights	




Description: 95-6230, two adjustable wooden shelves
 95-6230G, glass doors and wooden shelves
 95-6230S, glass doors, glass shelves and lights

Dimensions: 64½W 15D 30H
 164W 38D 76H (cm)

Shipping Wt: 156 lbs / cubic ft: 21



#95-6256	Davis Double Bookcase	\$8,518
	Wooden shelves	
#95-6256G	Davis Double Bookcase	\$11,686
	Glass Doors & Wooden Shelves	
#95-6256S	Davis Double Bookcase	\$13,271
	Glass Doors, Glass Shelves & Lights	

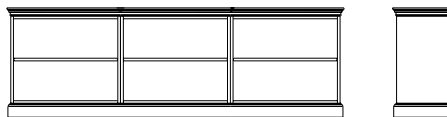


Description: 95-6256, six adjustable wooden shelves
 95-6256G, glass doors and wooden shelves
 95-6256S, glass doors, glass shelves and lights

Dimensions: 64½W 15D 56H
 164W 38D 142H (cm)

Shipping Wt: 195 lbs / cubic ft: 30

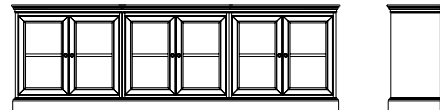
#95-9230	Triple Bookcase	\$8,914
	Wooden shelves	
#95-9230G	Triple Bookcase	\$11,469
	Glass Doors & Wooden Shelves	
#95-9230S	Triple Bookcase	\$13,370
	Glass Doors, Glass Shelves & Lights	



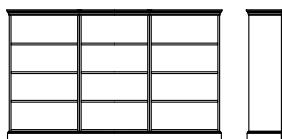
Description: 95-9230, three adjustable wooden shelves
 95-9230G, glass doors and wooden shelves
 95-9230S, glass doors, glass shelves and lights

Dimensions: 94½W 15D 30H
 240W 38D 76H (cm)

Shipping Wt: 236 lbs / cubic ft: 28

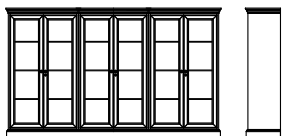


- #95-9256 Davis Triple Bookcase \$11,389**
Wooden shelves
- #95-9256G Davis Triple Bookcase \$16,222**
Glass Doors & Wooden Shelves
- #95-9256S Davis Triple Bookcase \$19,312**
Glass Doors, Glass Shelves & Lights



Dimensions: 94½W 15D 56H
240W 38D 142H (cm)

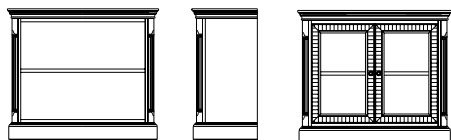
Shipping Wt: 295 lbs / cubic ft: 44



Wall Street Collection

Bookcases

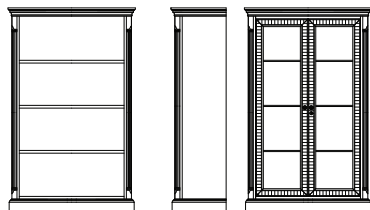
- #95M-3230 Single Bookcase \$4,566**
Wooden shelves
- #95M-3230G Single Bookcase \$5,817**
Glass Doors & Wooden Shelves
- #95M-3230S Single Bookcase \$6,359**
Glass Doors, Glass Shelves & Lights



Dimensions: 34½W 15D 30H
88W 38D 76H (cm)

Shipping Wt: 80 lbs / cubic ft: 12

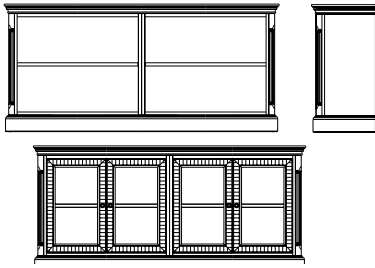
- #95M-3256 Davis Single Bookcase \$6,464**
Wooden shelves
- #95M-3256G Davis Single Bookcase \$8,966**
Glass Doors & Wooden Shelves
- #95M-3256S Davis Single Bookcase \$9,987**
Glass Doors, Glass Shelves & Lights



Dimensions: 34½W 15D 56H
88W 38D 142H (cm)

Shipping Wt: 100 lbs / cubic ft: 16


- #95M-6230 Double Bookcase** **\$7,402**
Wooden shelves
- #95M-6230G Double Bookcase** **\$9,383**
Glass Doors & Wooden Shelves
- #95M-6230S Double Bookcase** **\$10,634**
Glass Doors, Glass Shelves & Lights



Dimensions: 64½W 15D 30H
164W 38D 76H (cm)

Shipping Wt: 156 lbs / cubic ft: 21

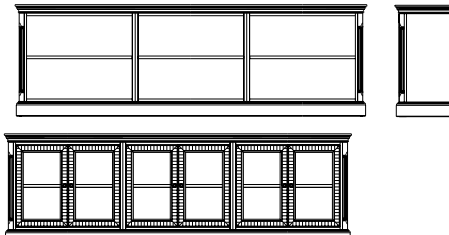
- #95M-6256 Davis Double Bookcase** **\$8,966**
Wooden shelves
- #95M-6256G Davis Double Bookcase** **\$12,302**
Glass Doors & Wooden Shelves
- #95M-6256S Davis Double Bookcase** **\$13,970**
Glass Doors, Glass Shelves & Lights



Dimensions: 64½W 15D 56H
164W 38D 142H (cm)

Shipping Wt: 195 lbs / cubic ft: 30

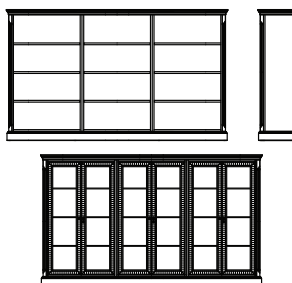
- #95M-9230 Triple Bookcase** **\$9,383**
Wooden shelves
- #95M-9230G Triple Bookcase** **\$12,072**
Glass Doors & Wooden Shelves
- #95M-9230S Triple Bookcase** **\$14,074**
Glass Doors, Glass Shelves & Lights



Dimensions: 94½W 15D 30H
240W 38D 76H (cm)

Shipping Wt: 236 lbs / cubic ft: 28

- #95M-9256 Davis Triple Bookcase** **\$11,989**
Wooden shelves
- #95M-9256G Davis Triple Bookcase** **\$17,076**
Glass Doors & Wooden Shelves
- #95M-9256S Davis Triple Bookcase** **\$20,329**
Glass Doors, Glass Shelves & Lights



Dimensions: 94½W 15D 56H
240W 38D 142H (cm)

Shipping Wt: 295 lbs / cubic ft: 44

Executive Chairs

Mechanism

Knee tilt mechanism and pneumatic lift standard.

Base Shrouds and Caster Options

On 4000 Series Swivel/Tilt chairs, 40 - Shroud

Base and "P" Caster are standard.

Casters

Casters for 4000 Series Swivel/Tilt chairs are available in three designs. Please specify a caster design on your order.



P - Rubber Ball Caster - standard

A heavy rubber 2" (50mm) diameter ball caster covered with an antiqued brass hood. This caster is appropriate for all floor surfaces and will be furnished on all 4000 Series Swivel/Tilt chairs if no other caster is specified.



Q - Black Hood Caster - optional

A 23/8" (60mm) diameter, twin wheel caster covered with a black hood. This caster is appropriate for all floor surfaces. (No additional charge.)



R - Brass Hood Caster - optional

A 23/8" (60mm) diameter, twin wheel caster covered with an antiqued brass hood. This caster is appropriate for all floor surfaces.

Base Shrouds

Base Shrouds for 4000 Series Swivel/Tilt chairs are available in four designs. Please specify a base design on your order.



40 - Wood Shroud - standard

Shaped, solid mahogany shroud on a 28" diameter, five prong base. The 40- shroud base will be furnished on all 4000 Series Swivel/Tilt chairs if no other base is specified.



41 - Wood Shroud, Brass Toe - optional -

Shaped, solid mahogany shroud with an antiqued brass toe cap scuff protector on a 28" diameter, five prong base.



42 - Wood Reeded Shroud - optional -

Shaped, reeded solid mahogany shroud on a 28" diameter, five prong base.

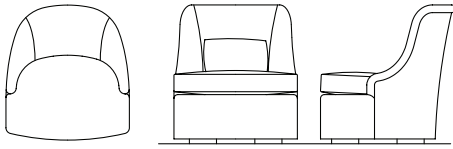


60 - Wood Shroud - optional -

Shaped, solid mahogany shroud on a 28" diameter, five prong base.

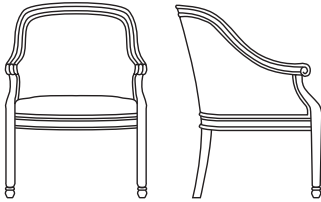
Kindel Grand Rapids Fabrics

Pattern #	BASE \$	COM	10-19	20-29	30-39	40-49	50-59	60-69	70-79	80-89	90-99
2410-810-32S	\$3,807	7	\$4,672	\$5,249	\$5,825	\$6,403	\$6,979	\$7,556	\$8,132	\$8,709	\$9,286
4005	\$4,233	3	\$4,604	\$4,851	\$5,098	\$5,346	\$5,593	\$5,840	\$6,087	\$6,334	\$6,581
4006	\$4,936	3	\$5,307	\$5,554	\$5,801	\$6,049	\$6,295	\$6,542	\$6,790	\$7,037	\$7,284
4021	\$3,642	3	\$4,014	\$4,261	\$4,507	\$4,755	\$5,002	\$5,249	\$5,497	\$5,744	\$5,990
4022	\$4,392	3	\$4,763	\$5,010	\$5,257	\$5,505	\$5,752	\$5,999	\$6,246	\$6,493	\$6,740
4023-1	\$4,074	3.25	\$4,476	\$4,743	\$5,011	\$5,279	\$5,547	\$5,815	\$6,082	\$6,351	\$6,618
4023-2	\$4,428	3.25	\$4,830	\$5,097	\$5,365	\$5,632	\$5,901	\$6,169	\$6,436	\$6,704	\$6,972
4023-3	\$4,782	3.5	\$5,214	\$5,503	\$5,792	\$6,079	\$6,368	\$6,657	\$6,945	\$7,233	\$7,521
4024-1	\$4,104	3.25	\$4,506	\$4,774	\$5,042	\$5,309	\$5,577	\$5,846	\$6,113	\$6,381	\$6,648
4024-2	\$4,587	3.25	\$4,989	\$5,256	\$5,524	\$5,792	\$6,060	\$6,328	\$6,595	\$6,864	\$7,131
4024-3	\$4,993	3.5	\$5,425	\$5,714	\$6,003	\$6,290	\$6,579	\$6,868	\$7,156	\$7,444	\$7,733
4203	\$4,771	3	\$5,142	\$5,389	\$5,636	\$5,883	\$6,130	\$6,377	\$6,625	\$6,872	\$7,119
6201	\$3,401	1.5	\$3,586	\$3,710	\$3,833	\$3,957	\$4,080	\$4,204	\$4,328	\$4,451	\$4,575
6902	\$4,900	1.5	\$5,086	\$5,209	\$5,333	\$5,456	\$5,579	\$5,704	\$5,827	\$5,951	\$6,074
6930	\$4,339	4.25	\$4,864	\$5,214	\$5,565	\$5,915	\$6,265	\$6,616	\$6,966	\$7,315	\$7,666
6933	\$5,821	8	\$6,810	\$7,469	\$8,128	\$8,787	\$9,446	\$10,106	\$10,765	\$11,424	\$12,083

#2410-810-32S Dante Swivel Chair**COM \$4,149**

Dimensions: Outside: 32W 35D 36H 81W 89D 91H(cm)
 Inside: 26W 21D 66W 53D (cm)
 Arm Ht: 19H 48H (cm)
 Seat Ht: 19H 48H (cm)

COM/COL: 7 yds / 119 sq. ft.

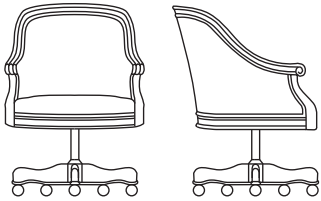
#4005 Halifax Chair**COM \$4,614** For nail trim, add \$735

Dimensions: Outside: 25W 26D 35H 64W 66D 89H (cm)
 Inside: 23W 19D 58W 48D (cm)
 Arm Ht: 26H 66H (cm)
 Seat Ht: 19½H 50H (cm)

Shipping Wt: 34 lbs / cubic ft: 25

COM/COL: 3 yds / 51 sq ft

Trim: Contrast Welt: ¾ yds

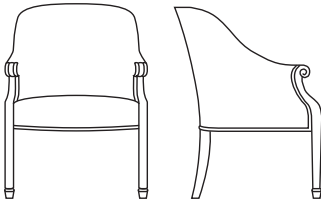
#4006 Halifax Chair**COM \$5,380** For nail trim, add \$735

Dimensions: Outside: 25W 26D 33H 64W 66D 84H (cm)
 Inside: 23W 19D 58W 48D (cm)
 Arm Ht: 25H 64H (cm)
 Seat Ht: 18H 46H (cm)

Shipping Wt: 34 lbs / cubic ft: 25

COM/COL: 3 yds / 51 sq ft

Trim: Contrast Welt: ¾ yds

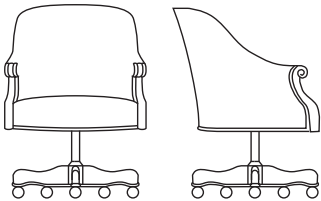
#4021 Rockingham Chair**COM \$3,971**

Dimensions: Outside: 25W 26D 35H 64W 66D 89H (cm)
 Inside: 23W 19D 58W 48D (cm)
 Arm Ht: 26H 66H (cm)
 Seat Ht: 19½H 50H (cm)

Shipping Wt: 39 lbs / cubic ft: 25

COM/COL: 3 yds / 51 sq ft

Trim: Contrast Welt: ¾ yds

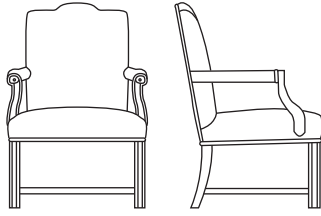
#4022 Rockingham Swivel/Tilt Chair**COM \$4,788**

Dimensions: Outside: 25W 26D 33H 64W 66D 84H (cm)
 Inside: 23W 19D 58W 48D (cm)
 Arm Ht: 25H 64H (cm)
 Seat Ht: 18H 46H (cm)

Shipping Wt: 39 lbs / cubic ft: 25


COM/COL: 3 yds / 51 sq ft

Trim: Contrast Welt: ¾ yds

#4023-1 New Hanover Chair**COM \$4,440** For nail trim, add \$965

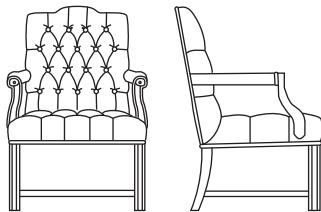
Dimensions: Outside: 25¹/₂W 27D 39H 65W 69D 99H (cm)
 Inside: 22W 19¹/₂D 56W 50D (cm)
 Arm Ht: 27H 69H (cm)
 Seat Ht: 20¹/₂H 52H (cm)

Shipping Wt: 50 lbs / cubic ft: 25

COM/COL: 3¹/₄ yds / 55¹/₄ sq ftTrim: Contrast Welt: ³/₄ yds**#4023-2 New Hanover Chair
Tufted Back****COM \$4,826** For nail trim, add \$965

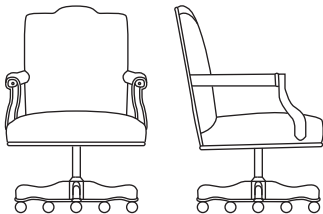
Dimensions: Outside: 25¹/₂W 27D 39H 65W 69D 99H (cm)
 Inside: 22W 19¹/₂D 56W 50D (cm)
 Arm Ht: 27H 69H (cm)
 Seat Ht: 20¹/₂H 52H (cm)

Shipping Wt: 51 lbs / cubic ft: 25

COM/COL: 3¹/₄ yds / 55¹/₄ sq ftTrim: Contrast Welt: ³/₄ yds**#4023-3 New Hanover Chair
Tufted Back and Seat****COM \$5,213** For nail trim, add \$965

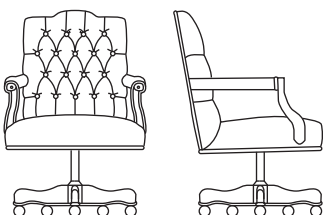
Dimensions: Outside: 25¹/₂W 27D 39H 65W 69D 99H (cm)
 Inside: 22W 19¹/₂D 56W 50D (cm)
 Arm Ht: 27H 69H (cm)
 Seat Ht: 20¹/₂H 52H (cm)

Shipping Wt: 52 lbs / cubic ft: 25

COM/COL: 3¹/₂ yds / 59¹/₂ sq ftTrim: Contrast Welt: ³/₄ yds**#4024-1 New Hanover Swivel/Tilt Chair COM \$4,614** For nail trim, add \$965

Dimensions: Outside: 25W 27D 39H 63W 69D 99H (cm)
 Inside: 22W 19¹/₂D 56W 50D (cm)
 Arm Ht: 27H 69H (cm)
 Seat Ht: 22H 51H (cm)

Shipping Wt: 50 lbs / cubic ft: 25

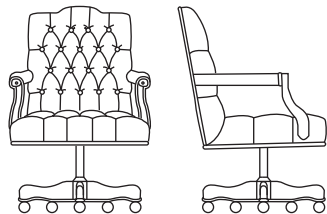
COM/COL: 3¹/₄ yds / 55¹/₄ sq ftTrim: Contrast Welt: ³/₄ yds**#4024-2 New Hanover Swivel/Tilt Chair COM \$5,000** For nail trim, add \$965
Tufted Back

Dimensions: Outside: 25W 27D 39H 63W 69D 99H (cm)
 Inside: 22W 19¹/₂D 56W 50D (cm)
 Arm Ht: 27H 69H (cm)
 Seat Ht: 20H 51H (cm)

Shipping Wt: 51 lbs / cubic ft: 25

COM/COL: 3¹/₄ yds / 55¹/₄ sq ftTrim: Contrast Welt: ³/₄ yds

#4024-3 New Hanover Swivel/Tilt Chair COM \$5,386 For nail trim, add \$965
Tufted Back and Seat



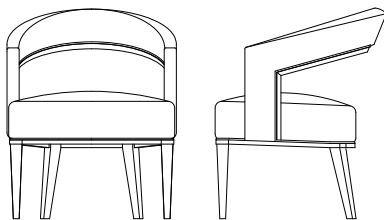
Dimensions: Outside: 25W 27D 39H 63W 69D 99H (cm)
 Inside: 22W 19¹/₂D 56W 50D (cm)
 Arm Ht: 27H 69H (cm)
 Seat Ht: 20H 51H (cm)

Shipping Wt: 52 lbs / cubic ft: 25

COM/COL: 3¹/₂ yds / 59¹/₂ sq ft

Trim: Contrast Welt: ³/₄ yds

#4203 Bennison Chair



COM \$5,200


Dimensions: Outside: 26W 26D 32H 66W 66D 81H (cm)
 Inside: 20¹/₂W 21¹/₂D 44W 56D (cm)
 Arm Ht: 26H 67H (cm)
 Seat Ht: 19H 47H (cm)

Shipping Wt: 50 lbs / cubic ft: 39

COM/COL: 3yds / 51sq ft

Seat Cushion: Box Edge, foam
 Back Cushion: Tight, foam

#6201 Melody Chair



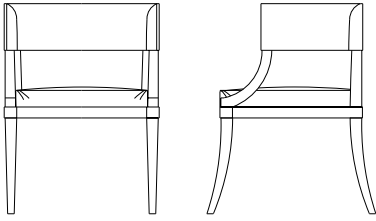
COM \$3,707

Dimensions: Outside: 22W 26D 36H 56W 66D 91H (cm)
 Inside: 19W 18D 48W 46D (cm)
 Arm Ht: 26¹/₂H 67H (cm)
 Seat Ht: 19¹/₂H 50H (cm)

Shipping Wt: 35 lbs / cubic ft: 24

COM/COL: 1¹/₂ yds / 25¹/₂ sq ft

#6902 Alexis Chair



COM \$5,341

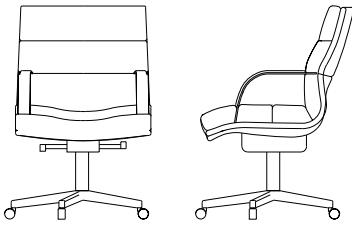
Dimensions: Outside: 24¹/₂W 25¹/₂D 31¹/₂H 62W 65D 80H (cm)
Inside: 21¹/₄W 19D 54W 48D (cm)
Arm Ht: 30¹/₂H 77H (cm)
Seat Ht: 21¹/₂H 55H (cm)

Shipping Wt: 50 lbs / cubic ft: 25

COM/COL: 1¹/₂ yds / 25¹/₂ sq ft

Trim: Contrast Welt: ³/₄ yd

#6930 Arrive Chair




COM \$4,730

Dimensions: Outside: 24W 28D 36H 61W 71D 91H (cm)
Inside: 19W 23D 48W 58D (cm)
Arm Ht: 27H 69H (cm)
Seat Ht: 19H 48H (cm)

Shipping Wt: 70 lbs / cubic ft: 24

COM/COL: 4 ¹/₄ yds / 72¹/₄ sq ft

#6933 Lounge Chair



COM \$6,345


Dimensions: Outside: 33W 34D 37H 84W 86D 94H (cm)
Inside: 22¹/₂W 23D 57W 58D (cm)
Arm Ht: 25H 64H (cm)
Seat Ht: 19¹/₂H 50H (cm)

Shipping Wt: 70 lbs / cubic ft: 24

COM/COL: 8 yds / 136 sq ft

Delineations

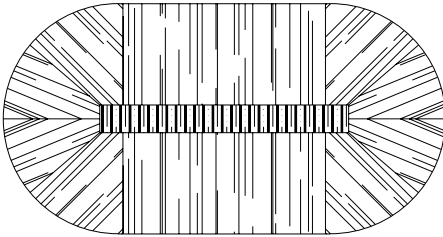
Conference Table Pricing



Product # 691

Shown with A style veneer

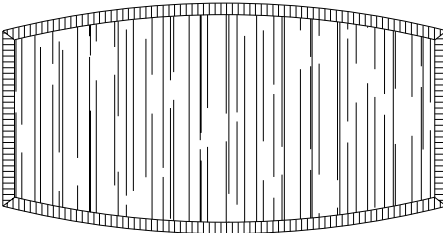
Product # Style #	Description Round	Veneer Style A	Veneer Style B	Veneer Style C
691-4200	42" / 107cm; one piece top	\$6,138	\$5,459	\$4,170
691-4800	48" / 122cm; one piece top	\$7,535	\$6,476	\$4,779
691-5400	54" / 137cm; one piece top	\$9,124	\$7,594	\$5,842
691-6000	60" / 152cm; one piece top	\$10,859	\$9,087	\$6,843



Product # 692

Shown with A style veneer


Product # Style #	Description Oval	Veneer Style A	Veneer Style B	Veneer Style C
6921-09650	96 x 50 / 244 x 127 cm	\$13,965	\$12,748	\$9,274
6922-12050	120 x 50 / 305 x 127cm; two piece top	\$17,122	\$15,834	\$11,359
6922-14450	144 x 50 / 366 x 127cm; two piece top	\$21,263	\$19,391	\$14,116
6922-16850	168 x 50 / 427 x 127cm; two piece top	\$25,020	\$23,632	\$16,613
6922-19250	192 x 50 / 488 x 127cm; two piece top	\$31,038	\$28,715	\$20,091



Product # 693

Shown with B style veneer

Product # Style #	Description Boat Shaped	Veneer Style A	Veneer Style B	Veneer Style C
6931-09650	96 x 50 / 244 x 127 cm	\$14,103	\$13,052	\$9,220
6932-12050	120 x 50 / 305 x 127cm; two piece top	\$17,631	\$14,512	\$11,630
6932-14450	144 x 50 / 366 x 127cm; two piece top	\$21,326	\$20,037	\$14,274
6932-16850	168 x 50 / 427 x 127cm; two piece top	\$25,900	\$24,340	\$17,256
6932-19250	192 x 50 / 488 x 127cm; two piece top	\$30,683	\$28,548	\$20,375



Product # 694

Shown with C style veneer

Product # Style #	Description Rectangular	Veneer Style A	Veneer Style B	Veneer Style C
6941-09650	96 x 50 / 244 x 127 cm	\$12,681	\$11,968	\$8,307
6942-12050	120 x 50 / 305 x 127cm; two piece top	\$16,038	\$14,983	\$10,204
6942-14450	144 x 50 / 366 x 127cm; two piece top	\$19,933	\$18,377	\$12,681
6942-16850	168 x 50 / 427 x 127cm; two piece top	\$22,714	\$22,205	\$15,154
6942-19250	192 x 50 / 488 x 127cm; two piece top	\$29,290	\$26,884	\$18,340

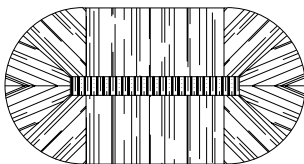
Delineations

Veneer Choices

VENEER CHOICES

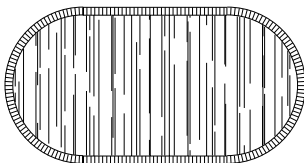
A

Center Rectangle - Macassar Ebony
Field - Ribbon Stripe Mahogany



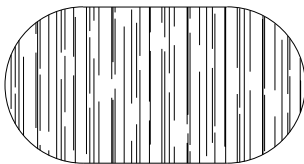
B

Centerfield - Ribbon Stripe Mahogany
Border - Ribbon Stripe Mahogany



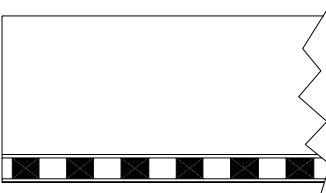
C

Field - Ribbon Stripe Mahogany



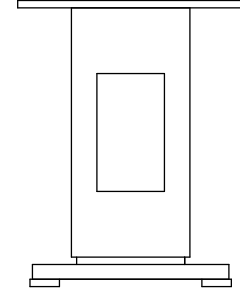
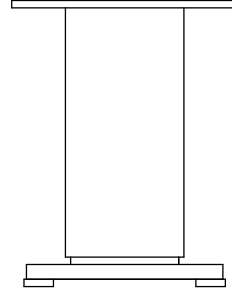
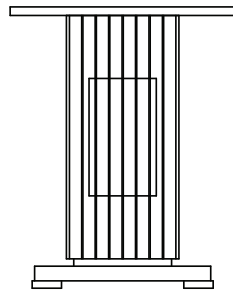
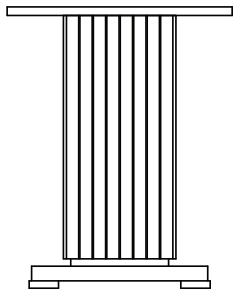
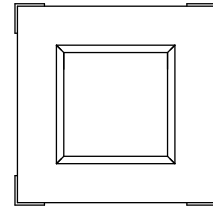
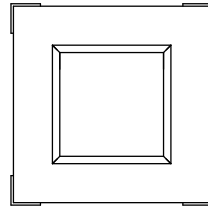
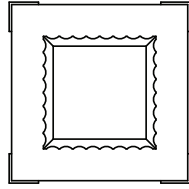
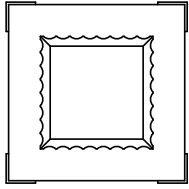
EDGE DETAIL

Tops are 1-3/8 " thick. Straight edge has black and white checkerboard inlay on bottom.



Delineations

Conference Table Pedestals



690-01
Mahogany
18-1/2"L x 18-1/2"W
55 lbs / 20.5 cu ft

690-01W
Mahogany
Pedestal w/door access
55 lbs / 20.5 cu ft

690-02
Mahogany
18-1/2"L x 18-1/2"W
55 lbs / 20.5 cu ft

690-02W
Mahogany
Pedestal w/door access
55 lbs / 20.5 cu ft

690-01L
Mahogany
(for 60" and larger tops)
22-1/2"L x 22-1/2"W
60 lbs / 20.5 cu ft

690-01WL
Mahogany
Pedestal w/door access
(for 60" and larger tops)
60 lbs / 20.5 cu ft

690-02L
Mahogany
(for 60" and larger tops)
22-1/2"L x 22-1/2"W
60 lbs / 20.5 cu ft

690-02WL
Mahogany
Pedestal w/door access
(for 60" and larger tops)
60 lbs / 20.5 cu ft

Item #	Description	Price
690-01	Mahogany Reeded	\$4,454
690-02	Mahogany	\$3,686
690-01L	Mahogany Reeded for 48" and Large Tops	\$4,996
690-02L	Mahogany for 48" and Large Tops	\$4,341
690-01W	Mahogany Reeded with Door Access	\$4,996
690-02W	Mahogany with Door Access	\$4,341
690-01WL	Mahogany Reeded for 48" and Larger Tops with Door	\$5,842
690-02WL	Mahogany for 48" and Larger Tops with Door	\$5,208

Wall Street Collection

Conference Tables

TABLE SHAPE AND SIZES



Product # CTO
(Round)



Product # CT1
(Rectangular with rounded corners)



Product # CT2
(Rectangular with square corners)




Product # CT3
(Rectangular with rounded ends)



Product # CT4
(Boat-shaped with square corners)



Product # CT5
(Boat-shaped with rounded corners)



Product # CT6
(Boat-shaped with rounded ends)



Product # CT7
(Square)

Style #	Description Inches/ Centimeters	# of Top Sections	# of Bases Req
1-03600	36"/ 91cm Round	1	1
1-04200	42"/107cm Round	1	1
1-04800	48"/122cm Round	1	1
1-05400	54"/137cm Round	1	1
1-06000	60"/152cm Round	1	1
1-06600	66"/168cm Round	1	1
1-07200	72"/183cm Round	1	1

Style #	Description Inches/ Centimeters	# of Top Sections	# of Bases Req
1-07242	72" x 42"/183 x 107	1	1
1-08442	84" x 42"/213 x 107	1	1
1-09650	96" x 50"/244 x 127	1	2
1-10850	108" x 50"/274 x 127	2	2
1-12050	120" x 50"/305 x 127	2	2
2-13250	132" x 50"/335 x 127	2	2
2-14450	144" x 50"/366 x 127	2	3
2-15650	156" x 50"/396 x 127	2	3
2-16850	168" x 50"/427 x 127	2	3
2-18050	180" x 50"/457 x 127	2	3
2-19250	192" x 50"/488 x 127	2	4
2-21650	216" x 50"/549 x 127	2	4
3-24050	240" x 50"/610 x 127	3	5

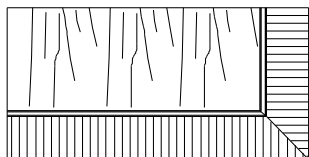
Contact Customer Service for custom table sizes.

Ganging tables available only in CT7 Series with SE edge.
Specify by adding -2 (for two tables, etc.) to end of Item #.

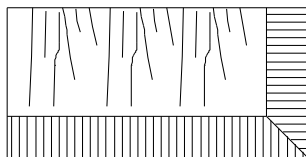
Style #	Description Inches/ Centimeters	# of Top Sections	# of Bases Req
1-03636	36"/91cm Square	1	1
1-04242	42"/107cm Square	1	1
1-04848	48"/122cm Square	1	1
1-05454	54"/137cm Square	1	1
1-06060	60"/152cm Square	1	1

Wall Street Collection

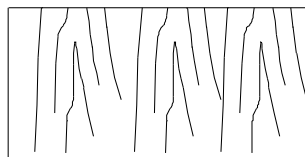
Veneer Selections



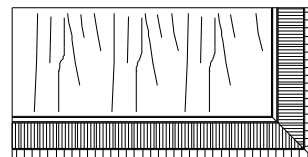
A
Centerfield – Cathedral Mahogany
Border – Mottled Mahogany
Stripe – Satinwood



B
Centerfield – Cathedral Mahogany
Border – Mottled Mahogany
Stripe – Mottled Mahogany



C
Field – Cathedral Mahogany




D
Centerfield – Cathedral Mahogany
Stripe – Satinwood
Border – Rosewood/Satinwood
**Note: D veneer not available with
BE, BEME, E2 or
E2ME edges**

Edge Shapes - Wall Street



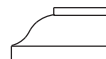
SE
Straight Edge



RE
Reeded Edge

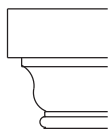


BE
Bullnose Edge

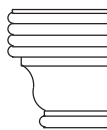


E2
Transitional Edge

*Note: Tops for SE, RE, BE, E2 = 1-1/8" / 3cm thick.



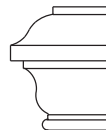
SEME
Straight Edge
w/Moulded Apron



REME
Reeded Edge
w/Moulded Apron



BEME
Bullnose Edge
w/Moulded Apron





E2ME
Transitional Edge
w/Moulded Apron


*Note: Tops for SEME, REME, BEME, E2ME = 2-3/4" / 7cm thick.

Wall Street Collection

Conference Table Pricing


Product #/ Style #	Description: Round 	Veneer Style A	Veneer Style B	Veneer Style C	Veneer Style D
CT01-03600	36"/91cm; one piece top	\$4,246	\$3,509	\$2,896	\$5,552
CT01-04200	42"/107cm; one piece top	\$4,203	\$4,032	\$3,324	\$6,172
CT01-04800	48"/122cm; one piece top	\$6,926	\$5,713	\$4,758	\$8,578
CT01-05400	54"/137cm; one piece top	\$8,903	\$7,277	\$6,059	\$11,076
CT01-06000	60"/152cm; one piece top	\$9,579	\$7,940	\$6,554	\$12,604


Product #/ Style #	Description: Rect w/ rounded corners 	Veneer Style A	Veneer Style B	Veneer Style C	Veneer Style D
CT11-07242	72x42"/183x107cm; one piece top	\$10,579	\$9,866	\$7,052	\$12,681
CT11-08442	84x42"/213x107cm; one piece top	\$12,206	\$11,017	\$7,931	\$14,578
CT11-09650	96x50"/244x127cm; one piece top	\$13,765	\$12,339	\$9,020	\$17,122
CT12-10850	108x50"/274x127cm; two piece top	\$15,629	\$13,865	\$10,171	\$19,391
CT12-12050	120x50"/305x127cm; two piece top	\$17,289	\$15,187	\$11,288	\$21,968
CT12-13250	132x50"/335x127cm; two piece top	\$19,053	\$16,613	\$12,372	\$24,140
CT12-14450	144x50"/366x127cm; two piece top	\$21,901	\$18,648	\$14,103	\$27,326
CT12-15650	156x50"/396x127cm; two piece top	\$23,461	\$20,137	\$15,258	\$29,699
CT12-16850	168x50"/427x127cm; two piece top	\$27,430	\$23,782	\$18,069	\$35,900
CT12-18050	180x50"/457x127cm; two piece top	\$26,717	\$22,919	\$17,527	\$34,749
CT12-19250	192x50"/488x127cm; two piece top	\$29,257	\$24,849	\$19,224	\$37,022
CT12-21650	216x50"/549x127cm; two piece top	\$32,718	\$27,326	\$21,492	\$42,718
CT13-24050	240x50"/610x127cm; three piece top	\$35,600	\$30,683	\$23,732	\$48,276

Product #/ Style #	Description: Rect w/ square corners 	Veneer Style A	Veneer Style B	Veneer Style C	Veneer Style D
CT21-07242	72x42"/183x107cm; one piece top	\$10,171	\$8,396	\$6,338	\$11,830
CT21-08442	84x42"/213x107cm; one piece top	\$11,459	\$9,487	\$7,423	\$13,732
CT21-09650	96x50"/244x127cm; one piece top	\$13,257	\$10,669	\$8,478	\$16,205
CT22-10850	108x50"/274x127cm; two piece top	\$15,054	\$12,065	\$9,691	\$18,511
CT22-12050	120x50"/305x127cm; two piece top	\$16,580	\$13,592	\$10,746	\$21,088
CT22-13250	132x50"/335x127cm; two piece top	\$17,969	\$14,617	\$11,968	\$23,256
CT22-14450	144x50"/366x127cm; two piece top	\$20,917	\$16,641	\$13,661	\$26,442
CT22-15650	156x50"/396x127cm; two piece top	\$22,581	\$17,945	\$14,749	\$28,819
CT22-16850	168x50"/427x127cm; two piece top	\$24,307	\$19,097	\$15,867	\$30,412
CT22-18050	180x50"/457x127cm; two piece top	\$25,767	\$20,401	\$15,258	\$33,836
CT22-19250	192x50"/488x127cm; two piece top	\$28,377	\$22,146	\$18,648	\$37,022
CT22-21650	216x50"/549x127cm; two piece top	\$32,005	\$24,633	\$21,088	\$41,700
CT23-24050	240x50"/610x127cm; three piece top	\$35,258	\$28,240	\$23,969	\$46,717

Wall Street Collection


Conference Table Pricing


Product #/ Style #	Description: Rect w/ rounded ends 	Veneer Style A	Veneer Style B	Veneer Style C	Veneer Style D
CT31-07242	72x42"/183x107cm; one piece top	\$11,459	\$10,442	\$7,423	\$13,461
CT31-08442	84x42"/213x107cm; one piece top	\$12,815	\$11,526	\$8,340	\$15,529
CT31-09650	96x50"/244x127cm; one piece top	\$14,578	\$12,848	\$9,562	\$17,935
CT32-10850	108x50"/274x127cm; two piece top	\$16,376	\$14,374	\$10,646	\$21,155
CT32-12050	120x50"/305x127cm; two piece top	\$18,069	\$15,867	\$11,459	\$22,781
CT32-13250	132x50"/335x127cm; two piece top	\$19,766	\$16,951	\$12,848	\$25,087
CT32-14450	144x50"/366x127cm; two piece top	\$22,310	\$18,648	\$14,679	\$28,206
CT32-15650	156x50"/396x127cm; two piece top	\$24,036	\$20,170	\$15,867	\$30,512
CT32-16850	168x50"/427x127cm; two piece top	\$25,767	\$22,039	\$16,951	\$32,885
CT32-18050	180x50"/457x127cm; two piece top	\$27,393	\$23,190	\$17,969	\$35,258
CT32-19250	192x50"/488x127cm; two piece top	\$29,970	\$25,496	\$19,833	\$38,785
CT32-21650	216x50"/549x127cm; two piece top	\$33,394	\$28,206	\$22,039	\$43,431
CT33-24050	240x50"/610x127cm; three piece top	\$37,022	\$31,192	\$24,953	\$48,956


Product #/ Style #	Description: Boat shaped w/ square corners 	Veneer Style A	Veneer Style B	Veneer Style C	Veneer Style D
CT41-07242	72x42"/183x107cm; one piece top	\$11,630	\$10,780	\$7,931	\$13,494
CT41-08442	84x42"/213x107cm; one piece top	\$13,119	\$12,035	\$8,949	\$15,596
CT41-09650	96x50"/244x127cm; one piece top	\$14,883	\$13,223	\$10,071	\$17,969
CT42-10850	108x50"/274x127cm; two piece top	\$16,713	\$14,816	\$11,288	\$21,934
CT42-12050	120x50"/305x127cm; two piece top	\$18,340	\$16,271	\$12,339	\$22,952
CT42-13250	132x50"/335x127cm; two piece top	\$20,004	\$17,631	\$13,461	\$25,291
CT42-14450	144x50"/366x127cm; two piece top	\$22,039	\$19,799	\$15,154	\$28,377
CT42-15650	156x50"/396x127cm; two piece top	\$24,445	\$21,326	\$16,442	\$30,750
CT42-16850	168x50"/427x127cm; two piece top	\$25,767	\$22,852	\$17,631	\$33,498
CT42-18050	180x50"/457x127cm; two piece top	\$27,802	\$23,798	\$18,682	\$35,904
CT42-19250	192x50"/488x127cm; two piece top	\$29,970	\$25,833	\$20,275	\$38,990
CT42-21650	216x50"/549x127cm; two piece top	\$33,902	\$29,124	\$22,476	\$44,073

Wall Street Collection

Conference Table Pricing

Product #/ Style #	Description: Boat shape w/ rounded corners 	Veneer Style A	Veneer Style B	Veneer Style C	Veneer Style D
CT51-07242	72x42"/183x107cm; one piece top	\$12,172	\$11,255	\$8,340	\$14,103
CT51-08442	84x42"/213x107cm; one piece top	\$13,461	\$12,372	\$9,324	\$16,105
CT51-09650	96x50"/244x127cm; one piece top	\$15,492	\$13,494	\$10,375	\$18,306
CT52-10850	108x50"/274x127cm; two piece top	\$16,951	\$14,983	\$11,559	\$20,750
CT52-12050	120x50"/305x127cm; two piece top	\$18,682	\$16,442	\$12,543	\$23,256
CT52-13250	132x50"/335x127cm; two piece top	\$20,341	\$18,035	\$13,832	\$25,596
CT52-14450	144x50"/366x127cm; two piece top	\$22,919	\$20,137	\$15,258	\$28,819
CT52-15650	156x50"/396x127cm; two piece top	\$24,649	\$21,155	\$16,442	\$30,850
CT52-16850	168x50"/427x127cm; two piece top	\$26,513	\$22,852	\$17,631	\$33,665
CT52-18050	180x50"/457x127cm; two piece top	\$28,410	\$24,411	\$18,986	\$36,004
CT52-19250	192x50"/488x127cm; two piece top	\$30,512	\$26,647	\$20,479	\$38,990
CT52-21650	216x50"/549x127cm; two piece top	\$33,902	\$28,986	\$22,885	\$44,040
CT53-24050	240x50"/610x127cm; three piece top	\$38,243	\$32,614	\$25,429	\$49,361

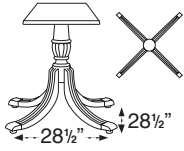
Product #/ Style #	Description: Boat shape w/ rounded ends 	Veneer Style A	Veneer Style B	Veneer Style C	Veneer Style D
CT61-07242	72x42"/183x107cm; one piece top	\$12,881	\$11,935	\$8,916	\$14,712
CT61-08442	84x42"/213x107cm; one piece top	\$14,070	\$13,119	\$9,595	\$16,918
CT61-09650	96x50"/244x127cm; one piece top	\$15,967	\$14,374	\$10,917	\$19,224
CT62-10850	108x50"/274x127cm; two piece top	\$17,731	\$15,696	\$12,035	\$21,697
CT62-12050	120x50"/305x127cm; two piece top	\$19,766	\$17,156	\$13,052	\$23,903
CT62-13250	132x50"/335x127cm; two piece top	\$21,155	\$18,511	\$14,241	\$26,442
CT62-14450	144x50"/366x127cm; two piece top	\$23,461	\$20,783	\$16,105	\$29,528
CT62-15650	156x50"/396x127cm; two piece top	\$25,391	\$21,968	\$17,122	\$32,138
CT62-16850	168x50"/427x127cm; two piece top	\$26,918	\$22,919	\$18,069	\$34,378
CT62-18050	180x50"/457x127cm; two piece top	\$28,819	\$25,087	\$19,357	\$37,055
CT62-19250	192x50"/488x127cm; two piece top	\$31,192	\$27,122	\$21,155	\$40,003
CT62-21650	216x50"/549x127cm; two piece top	\$34,749	\$29,799	\$23,394	\$44,953
CT63-24050	240x50"/610x127cm; three piece top	\$37,901	\$33,223	\$25,938	\$50,516

Product #/ Style #	Description: Square 	Veneer Style A	Veneer Style B	Veneer Style C	Veneer Style D
CT71-03636	36x36"/91x91cm; one piece top	\$3,695	\$2,915	\$2,373	\$4,612
CT71-04242	42x42"/107x107cm; one piece top	\$5,017	\$4,070	\$3,357	\$6,272
CT71-04848	48x48"/122x122cm; one piece top	\$6,680	\$5,321	\$4,408	\$8,102
CT71-05454	54x54"/137x137cm; one piece top	\$8,407	\$6,780	\$5,730	\$10,342
CT71-06060	60x60"/152x152cm; one piece top	\$10,579	\$8,440	\$7,052	\$12,881

Wall Street Collection

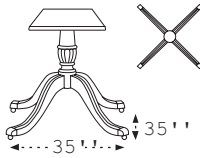
Conference Table Pedestals

F1
without casters



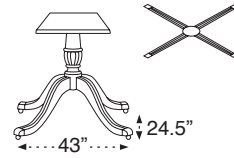
Rectangle:	84" x 42" (requires 2)		
Round:	36"	42"	48"
Square:	36"	42"	48"

F2
without casters



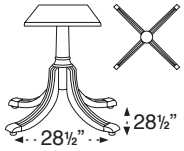
RECTANGLE:	96"	108"	120"
	132"	144"	156"
	168"	180"	192"
	216"	240"	
ROUND:	54"	60"	
SQUARE:	54"	60"	

F3
without casters



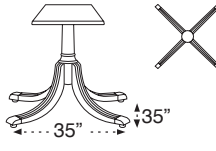
RECTANGLE:	72" X 42" (REQUIRES 1) 84" X 42" (REQUIRES 1)		
------------	--	--	--

H1
without casters



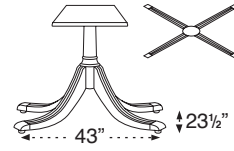
Rectangle:	84" x 42" (requires 2)		
Round:	36"	42"	48"
Square:	36"	42"	48"

H2
without casters



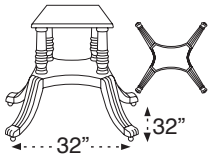
Rectangle:	96"	108"	120"
	132"	144"	156"
	168"	180"	192"
	216"	240"	
Round:	54"	60"	
Square:	54"	60"	

H3
without casters



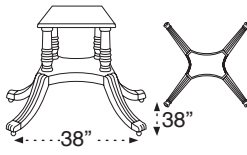
Rectangle:	72" X 42" (requires 1) 84" X 42" (requires 1)		
------------	--	--	--

S1
with casters



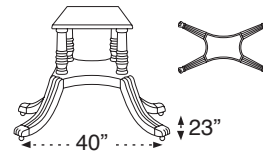
Rectangle:	96"	108"	120"
	132"	144"	156"
	168"	180"	192"
	216"	240"	
Round:	48"	54"	
Square:	48"	54"	

S2
with casters



Rectangle:	60" Deep		
Round:	60"		
Square:	60"		

S3
with casters

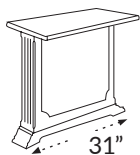


Rectangle:	72" X 42" (requires 1) 84" X 42" (requires 1)		
------------	--	--	--

Wall Street Collection

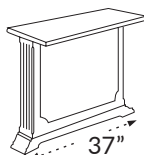
Conference Table Pedestals

P1



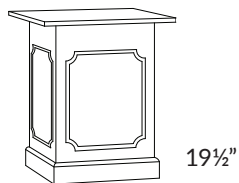
Rectangle: 72" X 42" (requires 2)
84" X 42" (requires 2)

P2

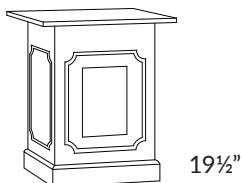


Rectangle: 96" 108" 120"
132" 144" 156"
168" 180" 192"
216" 240"

P4

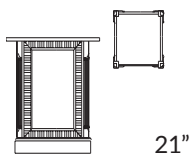


Rectangle: 96" 108" 120"
132" 144" 156"
168" 180" 192"
216" 240"

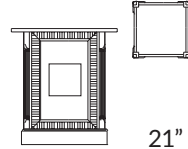
P4W
wire access

Rectangle: 96" 108" 120"
132" 144" 156"
168" 180" 192"
216" 240"

PM4



Rectangle: 96" 108" 120"
132" 144" 156"
168" 180" 192"
216" 240"

PM4W
wire access

Rectangle: 96" 108" 120"
132" 144" 156"
168" 180" 192"
216" 240"

Wall Street Collection

Conference Table Pedestal Pricing

Item #	Description	Price (each)
F1	Federal	\$4,070
F2	Federal	\$5,459
F3	Federal	\$5,459
H1	Hepplewhite	\$4,070
H2	Hepplewhite	\$5,459
H3	Hepplewhite	\$5,459
P1	Panel	\$3,460
P2	Panel	\$3,695
P4	Square Panel	\$4,070
P4W	Square Panel w/ wire access door	\$4,812
PM4	Raised Panel with Post	\$6,067
PM4W	Raised Panel with Post & wire access door	\$6,714
S1	Sheraton w/ casters	\$6,344
S2	Sheraton w/ casters	\$9,529
S3	Sheraton w/ casters	\$9,529

CONFERENCE TABLE WEIGHTS AND CUBES

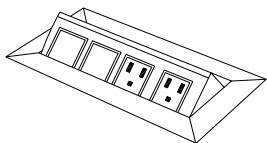
Length	Width	Cubic Ft.	Weight	Pedestal Weights	
36	36	4	45	F1	45
42	42	5	61	F2	50
48	48	6	80	F3	50
54	54	8	101	H1	45
60	60	9	125	H2	50
66	66	11	151	H3	50
72	72	13	180	P1	45
72	42	8	105	P2	50
84	42	9	123	P4	45
96	50	12	167	P4W	45
108	50	14	188	PM4	55
120	50	15	208	PM4W	55
132	50	17	229	S1	50
144	50	18	250	S2	55
156	50	20	271	S3	55
168	50	21	292		
180	50	22	313		
192	50	24	333		
216	50	27	375		
240	50	30	417		

All pedestals 41 cubic feet

Wire Management for Conference Tables

Electrical receptacles are available with plug, hard wire, or Interlink connection. A maximum of eight units may be connected together on a single circuit using Interlink system.

#WM5 - WIRE MANAGEMENT, EACH \$2,130



Dimensions: 8W 4D

Description

Interior: two receptacles and two voice/data port adapters

#WM6 - WIRE MANAGEMENT, EACH \$1,529

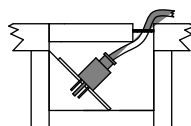
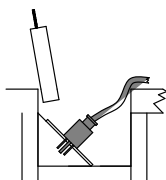


Dimensions: 14-1/4W 4-3/8D

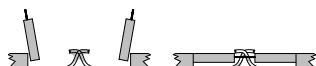
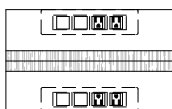
Description

Exterior: rectangular wood hinged door with brush in edge of door

Interior: two receptacles and two user configurable ports mounted on angle, underside of door felt covered



#WM7 - WIRE MANAGEMENT, EACH \$2,527

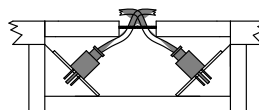
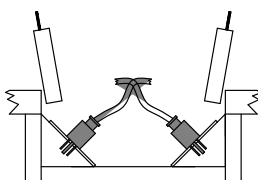


Dimensions: 14-1/4W 8-3/4D

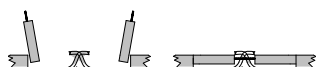
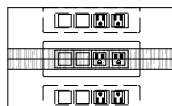
Description

Exterior: double rectangular wood hinged door with brush in edge of doors

Interior: four receptacles and four user configurable ports mounted on angle, underside of door felt covered



#W8 - WIRE MANAGEMENT, EACH \$2,923

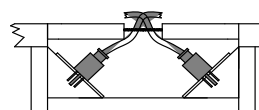
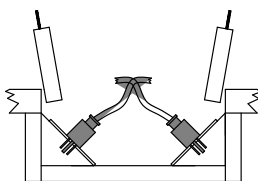


Dimensions: 14-1/4W 8-3/4D

Description

Exterior: double rectangular wood hinged door with brush in edge of doors

Interior: six receptacles and six user configurable ports mounted on angle, underside of door felt covered




Options for User Configurable Ports

Notes: WM-5, WM-6, WM-7 and WM-8 ship standard with Data Couplers for each configurable port and an adapter kit for most standard connections. Options for the configurable ports are shown below.



Data Coupler
CAT3 RJ-45
shipped as standard



Power/Data Center shown
with data couplers



Data Jack
CAT 5e RJ-45



Voice Coupler
RJ-11



HDMI Coupler



3.5 mm Audio Jack
w/10' cord



VGA Jack
DB15 pin, w/10' cord



USB-A
w/4' cord



USB-B
w/4' cord



Byrne Eclipse™ - Power data center with
outlet and dual USB charger



Bryne power data center with outlet,
Bluetooth speaker and USB charging port

